

2023 Country profile

Australia


World ranking
148 of 152 countries ▼ 10

Oceania
15 of 15 countries ▼ 2

East Indian Ocean ranking
9 of 9 countries

Western Pacific ranking
29 of 29 countries ▼ 2


IUU score trends
2021 - 2023 change ▲ 0.02



Note: Higher scores, and ranks closer to 1, indicate worse/poor performance. Green or red arrows show change in 2023 compared to 2021.


2023
IUU
Score

1.82



1.81 Coastal
2.42 Flag
1.94 Port
1.27 General


Coastal score trends ▼ 0.19




Port score trends ▲ 0.16



Flag score trends ▲ 0.13



General score trends ▼ 0.03



Coastal score **1.81** ▼ 0.19

Coastal score by vulnerability **2.67** - 0

Related Indicators	2023	2021	2021-2023 change	2019
Size of EEZ	5.0	5.0	- 0	5.0
Agreement over all maritime boundaries	1.0	1.0	- 0	1.0
Dependency on fish for protein	3.0	3.0	- 0	3.0
Authorise foreign vessels to operate in EEZ	1.0	1.0	- 0	1.0

Coastal score by prevalence **1.60** ▼ 0.60

Has MSC-certified fisheries	1.0	1.0	- 0	1.0
Views of MCS practitioners on coastal compliance incidents	2.0	3.0	▼ 1.0	1.0

Coastal score by response **1.00** - 0

Coastal State is contracting party or cooperating non-contracting party to all relevant RFMOs	1.0	1.0	- 0	1.0
Operate a national VMS/FMC centre	1.0	1.0	- 0	1.0

Flag score 2.42 ▲ 0.13


Flag score by vulnerability 4.50 – 0

Related Indicators	2023	2021	2021-2023 change	2019
Distant water vessels on RFMO RAVs	4.0	4.0	– 0	4.0
Distant water vessels under several RFMOs	5.0	5.0	– 0	5.0

Flag score by prevalence 1.00 – 0

Vessels on IUU lists	1.0	1.0	– 0	1.0
View of fisheries observers on flag state compliance incidents	1.0	1.0	– 0	1.0
Views of MCS practitioners on flag state compliance incidents	1.0	1.0	– 0	1.0

Flag score by response 2.44 ▲ 0.33

Accepted FAO Compliance Agreement	1.0	1.0	– 0	1.0
Registered vessels with foreign or unknown ownership 	2.0	2.0	– 0	3.0
Provision of vessel data for inclusion in Global Record	1.0	1.0	– 0	5.0
Compliance with RFMO flag state obligations	5.0	4.0	▲ 1.0	4.0
Flag State is contracting party or cooperating non-contracting party to all relevant RFMOs	1.0	1.0	– 0	1.0

 Indicator “Authorised vessel data provided to FAO HSVAR” used in 2019 has changed to “Registered vessels with foreign or unknown ownership” since 2021.

Port score 1.94 ▲ 0.16

Port score by vulnerability 4.50 – 0

Related Indicators	2023	2021	2021-2023 change	2019
Number of fishing ports	4.0	4.0	– 0	4.0
Port visits by foreign fishing or carrier vessels	5.0	5.0	– 0	5.0

Port score by prevalence 1.00 ▲ 0.50

Views of MCS practitioners on port compliance incidents	1.0	1.0	– 0	1.0
View of fisheries observers on port compliance incidents	2.0	1.0	▲ 1.0	1.0

Port score by response 1.00 – 0

Related Indicators	2023	2021	2019-2021 change	2019
Party to the PSMA	1.0	1.0	– 0	1.0
Designated ports specified for entry by foreign vessels	1.0	1.0	– 0	1.0
Compliance with RFMO port state obligations	1.0	1.0	– 0	1.0

General score 1.27 ▼ 0.03

General score by vulnerability 1.56 – 0

Related Indicators	2023	2021	2019-2021 change	2019
Trade balance for fisheries products	2.0	1.0	▲ 1.0	1.0
Share of global imports	2.0	3.0	▼ 1.0	3.0
Perception of levels of corruption	2.0	2.0	– 0	2.0
Gross national income per capita	1.0	1.0	– 0	1.0
Volume of catches	1.0	1.0	– 0	1.0

General score by prevalence 1.43 ▲ 0.43

Carded' under the EU IUU Regulation	1.0	1.0	– 0	1.0
Identified' by NOAA for IUU fishing	1.0	1.0	– 0	1.0
Mentions of IUU fishing in media reports	2.0	1.0	▲ 1.0	4.0

General score by response 1.00 ▼ 0.29

Mandatory vessel tracking for commercial seagoing fleet	1.0	1.0	– 0	1.0
Demand for MSC products	1.0	2.0	▼ 1.0	2.0
Ratification/accession of UNCLOS Convention	1.0	1.0	– 0	1.0
Ratification/accession of UNFSA	1.0	1.0	– 0	1.0
Mentions in media reports to combatting IUU fishing	1.0	2.0	▼ 1.0	1.0
Have a NPOA-IUU	1.0	1.0	– 0	1.0
Market State is contracting party or cooperating non-contracting party to relevant RFMOs	1.0	1.0	– 0	1.0