

2023 Country profile

# Bulgaria


**World ranking**  
142 of 152 countries ▼ 2

**Europe**  
24 of 31 countries ▼ 2

**Mediterranean & Black Sea ranking**  
23 of 26 countries ▲ 1

2023  
IUU  
Score

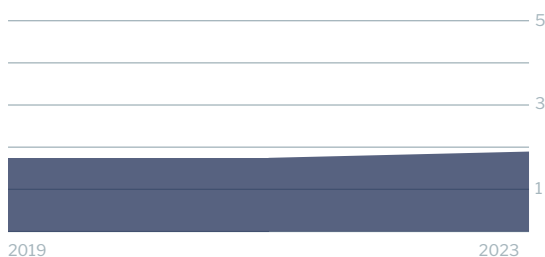
**1.88**



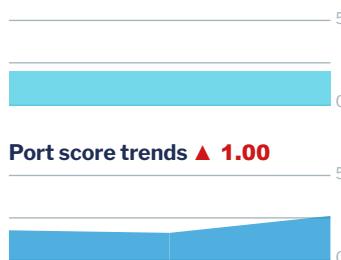
**2.00** Coastal  
**1.25** Flag  
**2.67** Port  
**1.85** General

**IUU score trends**

2021 - 2023 change ▲ 0.11



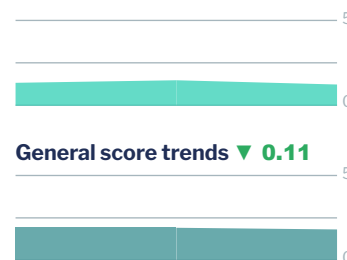
**Coastal score trends — 0**




**Port score trends ▲ 1.00**



**Flag score trends ▼ 0.25**



**General score trends ▼ 0.11**



Note: Higher scores, and ranks closer to 1, indicate worse/poor performance. Green or red arrows show change in 2023 compared to 2021.

**Coastal score** **2.00** — 0

**Coastal score by vulnerability** **2.50** — 0

Related Indicators	2023	2021	2021-2023 change	2019
Size of EEZ	2.0	2.0	— 0	2.0
Agreement over all maritime boundaries	5.0*	5.0	— 0	5.0
Dependency on fish for protein	1.0	1.0	— 0	1.0
Authorise foreign vessels to operate in EEZ	not available	not available		not available

\* indicates that scores from the 2021 version of the Index have been used due to 2023 data not being available

**Coastal score by prevalence** **2.60** — 0

Has MSC-certified fisheries	5.0	5.0	— 0	5.0
Views of MCS practitioners on coastal compliance incidents	1.0	1.0	— 0	1.0

**Coastal score by response** **1.00** — 0

Coastal State is contracting party or cooperating non-contracting party to all relevant RFMOs	1.0	1.0	— 0	1.0
Operate a national VMS/FMC centre	1.0*	1.0	— 0	1.0

\* indicates that scores from the 2021 version of the Index have been used due to 2023 data not being available

**Flag score** 1.25 ▼ 0.25


**Flag score by vulnerability** 2.00 ▼ 1.00

Related Indicators	2023	2021	2021-2023 change	2019
Distant water vessels on RFMO RAVs	3.0	5.0	▼ 2.0	3.0
Distant water vessels under several RFMOs	1.0	1.0	– 0	1.0

**Flag score by prevalence** 1.00 – 0

Vessels on IUU lists	1.0	1.0	– 0	1.0
View of fisheries observers on flag state compliance incidents	1.0	1.0	– 0	1.0
Views of MCS practitioners on flag state compliance incidents	1.0	1.0	– 0	1.0

**Flag score by response** 1.00 – 0

Accepted FAO Compliance Agreement	1.0	1.0	– 0	1.0
Registered vessels with foreign or unknown ownership 	1.0	1.0	– 0	3.0
Provision of vessel data for inclusion in Global Record	1.0	1.0	– 0	1.0
Compliance with RFMO flag state obligations	1.0	1.0	– 0	1.0
Flag State is contracting party or cooperating non-contracting party to all relevant RFMOs	1.0	1.0	– 0	1.0

 Indicator “Authorised vessel data provided to FAO HSVAR” used in 2019 has changed to “Registered vessels with foreign or unknown ownership” since 2021.

**Port score** 2.67 ▲ 1.00

**Port score by vulnerability** 4.00 – 0

Related Indicators	2023	2021	2021-2023 change	2019
Number of fishing ports	3.0	3.0	– 0	3.0
Port visits by foreign fishing or carrier vessels	5.0*	5.0	– 0	5.0

**Port score by prevalence** 1.00 – 0

Views of MCS practitioners on port compliance incidents	1.0	1.0	– 0	1.0
View of fisheries observers on port compliance incidents	1.0	1.0	– 0	1.0

\* Indicates that scores from the 2021 version of the Index have been used due to 2023 data not being available

## Port score by response 3.25 ▲ 2.25

Related Indicators	2023	2021	2019-2021 change	2019
Party to the PSMA	1.0	1.0	— 0	1.0
Designated ports specified for entry by foreign vessels	5.0	1.0	▲ 4.0	not applicable
Compliance with RFMO port state obligations	3.0	1.0	▲ 2.0	1.0

## General score 1.85 ▼ 0.11

### General score by vulnerability 2.00 ▼ 0.11

Related Indicators	2023	2021	2019-2021 change	2019
Trade balance for fisheries products	2.0	1.0	▲ 1.0	2.0
Share of global imports	1.0	1.0	— 0	1.0
Perception of levels of corruption	3.0	3.0	— 0	3.0
Gross national income per capita	2.0	3.0	▼ 1.0	3.0
Volume of catches	1.0	1.0	— 0	1.0

### General score by prevalence 1.00 — 0

Carded' under the EU IUU Regulation	1.0	1.0	— 0	1.0
Identified' by NOAA for IUU fishing	1.0	1.0	— 0	1.0
Mentions of IUU fishing in media reports	1.0	1.0	— 0	1.0

### General score by response 2.27 ▼ 0.18

Mandatory vessel tracking for commercial seagoing fleet	1.0 <sup>*</sup>	1.0	— 0	1.0
Demand for MSC products	4.0	5.0	▼ 1.0	4.0
Ratification/accession of UNCLOS Convention	1.0	1.0	— 0	1.0
Ratification/accession of UNFSA	1.0	1.0	— 0	1.0
Mentions in media reports to combatting IUU fishing	5.0	5.0	— 0	5.0
Have a NPOA-IUU	not available <sup>*</sup>	not available		not available
Market State is contracting party or cooperating non-contracting party to relevant RFMOs	1.0	1.0	— 0	1.0

<sup>\*</sup> indicates that scores from the 2021 version of the Index have been used due to 2023 data not being available