

2023 Country profile

# Cape Verde


**World ranking**  
127 of 152 countries ▼ 10

**Africa**  
36 of 38 countries ▼ 2

**East Atlantic ranking**  
30 of 41 countries ▼ 3


2023  
IUU  
Score

**2.00**

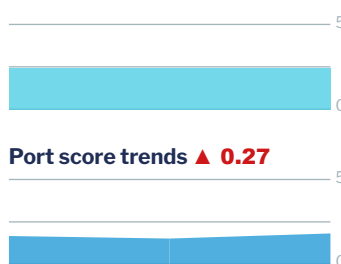


**IUU score trends**

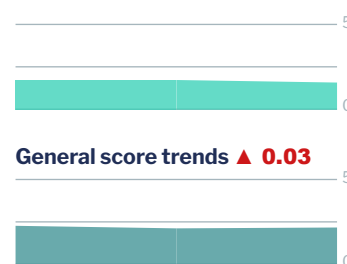
2021 - 2023 change ▲ 0.02



**Coastal score trends — 0**



**Flag score trends ▼ 0.17**



**Port score trends ▲ 0.27**



**General score trends ▲ 0.03**



Note: Higher scores, and ranks closer to 1, indicate worse/poor performance. Green or red arrows show change in 2023 compared to 2021.

**Coastal score** **2.44** — 0

**Coastal score by vulnerability** **3.50** — 0

Related Indicators	2023	2021	2021-2023 change	2019
Size of EEZ	4.0	4.0	— 0	4.0
Agreement over all maritime boundaries	1.0	1.0	— 0	1.0
Dependency on fish for protein	2.0	2.0	— 0	2.0
Authorise foreign vessels to operate in EEZ	5.0	5.0	— 0	5.0

**Coastal score by prevalence** **2.60** — 0

Has MSC-certified fisheries	5.0	5.0	— 0	5.0
Views of MCS practitioners on coastal compliance incidents	1.0	1.0	— 0	1.0

**Coastal score by response** **1.00** — 0

Coastal State is contracting party or cooperating non-contracting party to all relevant RFMOs	1.0	1.0	— 0	1.0
Operate a national VMS/FMC centre	1.0	1.0	— 0	1.0

**Flag score** 1.58 ▼ 0.17


**Flag score by vulnerability** 1.00 – 0

Related Indicators	2023	2021	2021-2023 change	2019
Distant water vessels on RFMO RAVs	1.0	1.0	– 0	1.0
Distant water vessels under several RFMOs	1.0	1.0	– 0	1.0

**Flag score by prevalence** 1.00 – 0

Vessels on IUU lists	1.0	1.0	– 0	1.0
View of fisheries observers on flag state compliance incidents	1.0	1.0	– 0	1.0
Views of MCS practitioners on flag state compliance incidents	1.0	1.0	– 0	1.0

**Flag score by response** 2.56 ▼ 0.44

Accepted FAO Compliance Agreement	1.0	1.0	– 0	1.0
Registered vessels with foreign or unknown ownership 	4.0	5.0	▼ 1.0	5.0
Provision of vessel data for inclusion in Global Record	5.0	5.0	– 0	5.0
Compliance with RFMO flag state obligations	2.0	3.0	▼ 1.0	3.0
Flag State is contracting party or cooperating non-contracting party to all relevant RFMOs	1.0	1.0	– 0	1.0

 Indicator “Authorised vessel data provided to FAO HSVAR” used in 2019 has changed to “Registered vessels with foreign or unknown ownership” since 2021.

**Port score** 1.83 ▲ 0.27

**Port score by vulnerability** 4.00 ▲ 0.50

Related Indicators	2023	2021	2021-2023 change	2019
Number of fishing ports	3.0	2.0	▲ 1.0	2.0
Port visits by foreign fishing or carrier vessels	5.0	5.0	– 0	5.0

**Port score by prevalence** 1.00 ▲ 0.50

Views of MCS practitioners on port compliance incidents	1.0	1.0	– 0	2.0
View of fisheries observers on port compliance incidents	2.0	1.0	▲ 1.0	1.0

## Port score by response 1.00 – 0

Related Indicators	2023	2021	2019-2021 change	2019
Party to the PSMA	1.0	1.0	– 0	1.0
Designated ports specified for entry by foreign vessels	1.0	1.0	– 0	1.0
Compliance with RFMO port state obligations	1.0	1.0	– 0	1.0

## General score 2.20 ▲ 0.03

### General score by vulnerability 2.78 ▲ 0.11

Related Indicators	2023	2021	2019-2021 change	2019
Trade balance for fisheries products	5.0	4.0	▲ 1.0	5.0
Share of global imports	1.0	1.0	– 0	1.0
Perception of levels of corruption	3.0	3.0	– 0	3.0
Gross national income per capita	4.0	4.0	– 0	4.0
Volume of catches	1.0	1.0	– 0	1.0

### General score by prevalence 1.00 – 0

Carded' under the EU IUU Regulation	1.0	1.0	– 0	1.0
Identified' by NOAA for IUU fishing	1.0	1.0	– 0	1.0
Mentions of IUU fishing in media reports	1.0	1.0	– 0	2.0

### General score by response 2.43 – 0

Mandatory vessel tracking for commercial seagoing fleet	1.0	1.0	– 0	1.0
Demand for MSC products	5.0	5.0	– 0	5.0
Ratification/accession of UNCLOS Convention	1.0	1.0	– 0	1.0
Ratification/accession of UNFSA	5.0	5.0	– 0	5.0
Mentions in media reports to combatting IUU fishing	5.0	5.0	– 0	5.0
Have a NPOA-IUU	1.0	1.0	– 0	1.0
Market State is contracting party or cooperating non-contracting party to relevant RFMOs	1.0	1.0	– 0	1.0