

2023 Country profile

Costa Rica

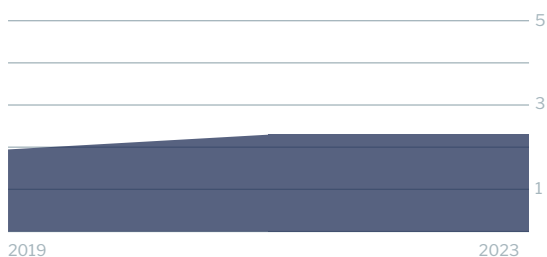
World ranking
72 of 152 countries ▼ 7

Caribbean & Central America
10 of 21 countries

West Atlantic ranking
13 of 29 countries ▲ 1


Eastern Pacific ranking
9 of 13 countries ▼ 2

IUU score trends
2021 - 2023 change ▲ 0.02



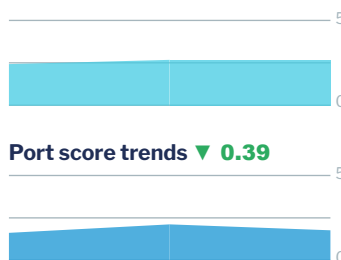
2023
IUU
Score

2.30




2.69 Coastal
2.46 Flag
1.78 Port
2.27 General

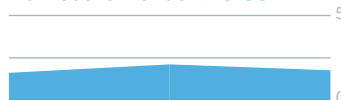
Coastal score trends — 0



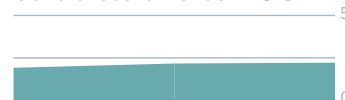
Flag score trends ▲ 0.25



Port score trends ▼ 0.39



General score trends ▲ 0.07



Note: Higher scores, and ranks closer to 1, indicate worse/poor performance. Green or red arrows show change in 2023 compared to 2021.

Coastal score **2.69** — 0

Coastal score by vulnerability **4.17** — 0

Related Indicators	2023	2021	2021-2023 change	2019
Size of EEZ	4.0	4.0	— 0	4.0
Agreement over all maritime boundaries	5.0*	5.0	— 0	1.0
Dependency on fish for protein	2.0	2.0	— 0	2.0
Authorise foreign vessels to operate in EEZ	5.0	5.0	— 0	5.0

* indicates that scores from the 2021 version of the Index have been used due to 2023 data not being available

Coastal score by prevalence **2.60** — 0

Has MSC-certified fisheries	5.0	5.0	— 0	5.0
Views of MCS practitioners on coastal compliance incidents	1.0	1.0	— 0	1.0

Coastal score by response **1.00** — 0

Coastal State is contracting party or cooperating non-contracting party to all relevant RFMOs	1.0	1.0	— 0	1.0
Operate a national VMS/FMC centre	1.0*	1.0	— 0	1.0

* indicates that scores from the 2021 version of the Index have been used due to 2023 data not being available

Flag score 2.46 ▲ 0.25

Flag score by vulnerability 2.50 – 0

Related Indicators	2023	2021	2021-2023 change	2019
Distant water vessels on RFMO RAVs	4.0	4.0	– 0	4.0
Distant water vessels under several RFMOs	1.0	1.0	– 0	1.0

Flag score by prevalence 2.33 ▲ 1.33

Vessels on IUU lists	5.0	1.0	▲ 4.0	1.0
View of fisheries observers on flag state compliance incidents	1.0	1.0	– 0	1.0
Views of MCS practitioners on flag state compliance incidents	1.0	1.0	– 0	1.0

Flag score by response 2.56 ▼ 0.66

Accepted FAO Compliance Agreement	5.0	5.0	– 0	5.0
Registered vessels with foreign or unknown ownership 	5.0	5.0	– 0	not available
Provision of vessel data for inclusion in Global Record	1.0	1.0	– 0	5.0
Compliance with RFMO flag state obligations	3.0	5.0	▼ 2.0	1.0
Flag State is contracting party or cooperating non-contracting party to all relevant RFMOs	1.0	1.0	– 0	1.0

 Indicator “Authorised vessel data provided to FAO HSVAR” used in 2019 has changed to “Registered vessels with foreign or unknown ownership” since 2021.

Port score 1.78 ▼ 0.39

Port score by vulnerability 4.50 ▲ 0.50

Related Indicators	2023	2021	2021-2023 change	2019
Number of fishing ports	4.0	3.0	▲ 1.0	3.0
Port visits by foreign fishing or carrier vessels	5.0*	5.0	– 0	5.0

Port score by prevalence 1.00 – 0

Views of MCS practitioners on port compliance incidents	1.0	1.0	– 0	1.0
View of fisheries observers on port compliance incidents	1.0	1.0	– 0	1.0

* Indicates that scores from the 2021 version of the Index have been used due to 2023 data not being available

Port score by response 1.00 ▼ 1.13

Related Indicators	2023	2021	2019-2021 change	2019
Party to the PSMA	1.0	1.0	— 0	1.0
Designated ports specified for entry by foreign vessels	1.0	1.0	— 0	1.0
Compliance with RFMO port state obligations	1.0	4.0	▼ 3.0	1.0

General score 2.27 ▲ 0.07

General score by vulnerability 1.89 — 0

Related Indicators	2023	2021	2019-2021 change	2019
Trade balance for fisheries products	1.0	1.0	— 0	2.0
Share of global imports	1.0	1.0	— 0	1.0
Perception of levels of corruption	3.0	3.0	— 0	3.0
Gross national income per capita	2.0	2.0	— 0	2.0
Volume of catches	1.0	1.0	— 0	1.0

General score by prevalence 1.86 ▲ 0.86

Carded' under the EU IUU Regulation	1.0	1.0	— 0	1.0
Identified' by NOAA for IUU fishing	4.0	1.0	▲ 3.0	2.0
Mentions of IUU fishing in media reports	1.0	1.0	— 0	2.0

General score by response 2.71 ▼ 0.29

Mandatory vessel tracking for commercial seagoing fleet	1.0 [*]	1.0	— 0	1.0
Demand for MSC products	5.0	5.0	— 0	5.0
Ratification/accession of UNCLOS Convention	1.0	1.0	— 0	1.0
Ratification/accession of UNFSA	1.0	1.0	— 0	1.0
Mentions in media reports to combatting IUU fishing	3.0	5.0	▼ 2.0	4.0
Have a NPOA-IUU	5.0 [*]	5.0	— 0	1.0
Market State is contracting party or cooperating non-contracting party to relevant RFMOs	1.0	1.0	— 0	1.0

^{*} indicates that scores from the 2021 version of the Index have been used due to 2023 data not being available