

2023 Country profile

Fiji


World ranking
101 of 152 countries ▲ 6

Oceania
9 of 15 countries ▼ 1

Western Pacific ranking
21 of 29 countries ▲ 1

2023
IUU
Score

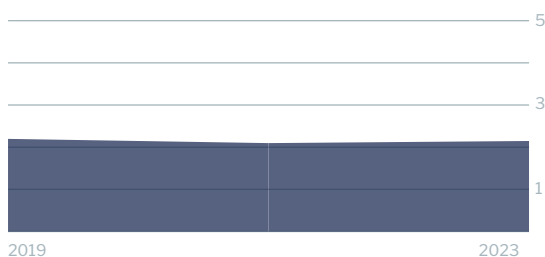
2.14



2.75 Coastal
2.00 Flag
2.17 Port
1.90 General

IUU score trends


2021 - 2023 change ▲ 0.06



Coastal score trends ▼ 0.44



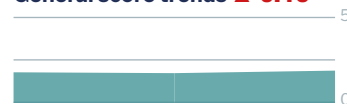
Flag score trends ▼ 0.04



Port score trends ▲ 0.50



General score trends ▲ 0.16



Note: Higher scores, and ranks closer to 1, indicate worse/poor performance. Green or red arrows show change in 2023 compared to 2021.

Coastal score **2.75** ▼ 0.44

Coastal score by vulnerability **4.00** ▼ 0.17

Related Indicators	2023	2021	2021-2023 change	2019
Size of EEZ	5.0	5.0	— 0	5.0
Agreement over all maritime boundaries	1.0*	1.0	— 0	5.0
Dependency on fish for protein	3.0	4.0	▼ 1.0	4.0
Authorise foreign vessels to operate in EEZ	5.0	5.0	— 0	5.0

* indicates that scores from the 2021 version of the Index have been used due to 2023 data not being available

Coastal score by prevalence **2.20** ▼ 1.20

Has MSC-certified fisheries	4.0	4.0	— 0	4.0
Views of MCS practitioners on coastal compliance incidents	1.0	3.0	▼ 2.0	2.0

Coastal score by response **1.80** — 0

Coastal State is contracting party or cooperating non-contracting party to all relevant RFMOs	3.0	3.0	— 0	3.0
Operate a national VMS/FMC centre	1.0*	1.0	— 0	1.0

* indicates that scores from the 2021 version of the Index have been used due to 2023 data not being available

Flag score 2.00 ▼ **0.04**


Flag score by vulnerability 2.00 – 0

Related Indicators	2023	2021	2021-2023 change	2019
Distant water vessels on RFMO RAVs	3.0	3.0	– 0	3.0
Distant water vessels under several RFMOs	1.0	1.0	– 0	1.0

Flag score by prevalence 1.67 – 0

Vessels on IUU lists	2.0	3.0	▼ 1.0	2.0
View of fisheries observers on flag state compliance incidents	2.0	1.0	▲ 1.0	1.0
Views of MCS practitioners on flag state compliance incidents	1.0	1.0	– 0	1.0

Flag score by response 2.33 ▼ **0.11**

Accepted FAO Compliance Agreement	5.0	5.0	– 0	5.0
Registered vessels with foreign or unknown ownership 	1.0	2.0	▼ 1.0	not available
Provision of vessel data for inclusion in Global Record	5.0	5.0	– 0	5.0
Compliance with RFMO flag state obligations	1.0	1.0	– 0	1.0
Flag State is contracting party or cooperating non-contracting party to all relevant RFMOs	1.0	1.0	– 0	1.0

 Indicator “Authorised vessel data provided to FAO HSVAR” used in 2019 has changed to “Registered vessels with foreign or unknown ownership” since 2021.

Port score 2.17 ▲ **0.50**

Port score by vulnerability 4.00 – 0

Related Indicators	2023	2021	2021-2023 change	2019
Number of fishing ports	3.0	3.0	– 0	3.0
Port visits by foreign fishing or carrier vessels	5.0*	5.0	– 0	5.0

Port score by prevalence 1.00 ▲ **1.50**

Views of MCS practitioners on port compliance incidents	2.0	1.0	▲ 1.0	2.0
View of fisheries observers on port compliance incidents	3.0	1.0	▲ 2.0	1.0

* Indicates that scores from the 2021 version of the Index have been used due to 2023 data not being available

Port score by response 1.00 – 0

Related Indicators	2023	2021	2019-2021 change	2019
Party to the PSMA	1.0	1.0	– 0	5.0
Designated ports specified for entry by foreign vessels	1.0	1.0	– 0	1.0
Compliance with RFMO port state obligations	1.0	1.0	– 0	1.0

General score 1.90 ▲ 0.16

General score by vulnerability 2.22 ▲ 0.22

Related Indicators	2023	2021	2019-2021 change	2019
Trade balance for fisheries products	2.0	3.0	▼ 1.0	2.0
Share of global imports	1.0	1.0	– 0	1.0
Perception of levels of corruption	3.0	not available		not available
Gross national income per capita	3.0	3.0	– 0	3.0
Volume of catches	1.0	1.0	– 0	1.0

General score by prevalence 1.00 – 0

Carded' under the EU IUU Regulation	1.0	1.0	– 0	1.0
Identified' by NOAA for IUU fishing	1.0	1.0	– 0	1.0
Mentions of IUU fishing in media reports	1.0	1.0	– 0	1.0

General score by response 2.14 ▲ 0.14

Mandatory vessel tracking for commercial seagoing fleet	1.0 [*]	1.0	– 0	1.0
Demand for MSC products	5.0	5.0	– 0	5.0
Ratification/accession of UNCLOS Convention	1.0	1.0	– 0	1.0
Ratification/accession of UNFSA	1.0	1.0	– 0	1.0
Mentions in media reports to combatting IUU fishing	3.0	2.0	▲ 1.0	3.0
Have a NPOA-IUU	1.0 [*]	1.0	– 0	1.0
Market State is contracting party or cooperating non-contracting party to relevant RFMOs	3.0	3.0	– 0	3.0

^{*} indicates that scores from the 2021 version of the Index have been used due to 2023 data not being available