

2023 Country profile

France

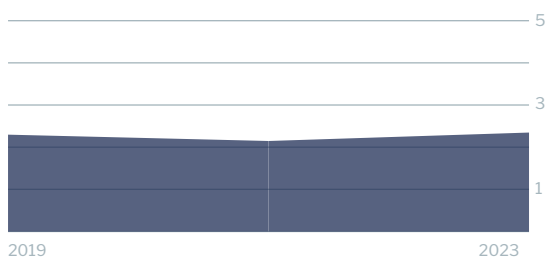
World ranking
46 of 152 countries ▲ 46

Europe
4 of 31 countries ▲ 2


West Atlantic ranking
13 of 41 countries ▲ 7

Mediterranean & Black Sea ranking
10 of 26 countries ▲ 5


IUU score trends
2021 - 2023 change ▲ 0.19



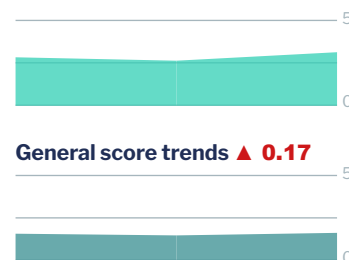
2023
IUU
Score
2.36



Coastal score trends ▼ 0.19



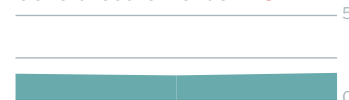
Flag score trends ▲ 0.50



Port score trends ▲ 0.17



General score trends ▲ 0.17



Note: Higher scores, and ranks closer to 1, indicate worse/poor performance. Green or red arrows show change in 2023 compared to 2021.

Coastal score **2.44** ▼ 0.19

Coastal score by vulnerability **4.83** – 0

Related Indicators	2023	2021	2021-2023 change	2019
Size of EEZ	5.0	5.0	– 0	5.0
Agreement over all maritime boundaries	5.0	5.0	– 0	5.0
Dependency on fish for protein	4.0	4.0	– 0	4.0
Authorise foreign vessels to operate in EEZ	5.0	5.0	– 0	5.0

Coastal score by prevalence **1.00** ▼ 0.60

Related Indicators	2023	2021	2021-2023 change	2019
Has MSC-certified fisheries	1.0	1.0	– 0	1.0
Views of MCS practitioners on coastal compliance incidents	1.0	2.0	▼ 1.0	1.0

Coastal score by response **1.00** – 0

Related Indicators	2023	2021	2021-2023 change	2019
Coastal State is contracting party or cooperating non-contracting party to all relevant RFMOs	1.0	1.0	– 0	1.0
Operate a national VMS/FMC centre	1.0	1.0	– 0	1.0

Flag score 3.17 ▲ **0.50**


Flag score by vulnerability 5.00 – 0

Related Indicators	2023	2021	2021-2023 change	2019
Distant water vessels on RFMO RAVs	5.0	5.0	– 0	5.0
Distant water vessels under several RFMOs	5.0	5.0	– 0	5.0

Flag score by prevalence 2.33 ▲ **1.33**

Vessels on IUU lists	2.0	1.0	▲ 1.0	1.0
View of fisheries observers on flag state compliance incidents	3.0	1.0	▲ 2.0	2.0
Views of MCS practitioners on flag state compliance incidents	2.0	1.0	▲ 1.0	2.0

Flag score by response 2.78 – 0

Accepted FAO Compliance Agreement	1.0	1.0	– 0	1.0
Registered vessels with foreign or unknown ownership 	5.0	5.0	– 0	3.0
Provision of vessel data for inclusion in Global Record	1.0	1.0	– 0	1.0
Compliance with RFMO flag state obligations	5.0	5.0	– 0	5.0
Flag State is contracting party or cooperating non-contracting party to all relevant RFMOs	1.0	1.0	– 0	1.0

 Indicator “Authorised vessel data provided to FAO HSVAR” used in 2019 has changed to “Registered vessels with foreign or unknown ownership” since 2021.

Port score 2.39 ▲ **0.17**

Port score by vulnerability 5.00 – 0

Related Indicators	2023	2021	2021-2023 change	2019
Number of fishing ports	5.0	5.0	– 0	5.0
Port visits by foreign fishing or carrier vessels	5.0	5.0	– 0	5.0

Port score by prevalence 1.00 ▲ **0.50**

Views of MCS practitioners on port compliance incidents	1.0	1.0	– 0	1.0
View of fisheries observers on port compliance incidents	2.0	1.0	▲ 1.0	1.0

Port score by response 1.75 – 0

Related Indicators	2023	2021	2019-2021 change	2019
Party to the PSMA	1.0	1.0	– 0	1.0
Designated ports specified for entry by foreign vessels	1.0	1.0	– 0	1.0
Compliance with RFMO port state obligations	3.0	3.0	– 0	5.0

General score 1.67 ▲ 0.17

General score by vulnerability 2.11 – 0

Related Indicators	2023	2021	2019-2021 change	2019
Trade balance for fisheries products	3.0	3.0	– 0	3.0
Share of global imports	4.0	4.0	– 0	4.0
Perception of levels of corruption	2.0	2.0	– 0	2.0
Gross national income per capita	1.0	1.0	– 0	1.0
Volume of catches	2.0	2.0	– 0	2.0

General score by prevalence 1.86 ▲ 0.43

Carded' under the EU IUU Regulation	1.0	1.0	– 0	1.0
Identified' by NOAA for IUU fishing	1.0	1.0	– 0	1.0
Mentions of IUU fishing in media reports	3.0	2.0	▲ 1.0	1.0

General score by response 1.29 ▲ 0.15

Mandatory vessel tracking for commercial seagoing fleet	1.0	1.0	– 0	1.0
Demand for MSC products	1.0	1.0	– 0	2.0
Ratification/accession of UNCLOS Convention	1.0	1.0	– 0	1.0
Ratification/accession of UNFSA	1.0	1.0	– 0	1.0
Mentions in media reports to combatting IUU fishing	3.0	2.0	▲ 1.0	4.0
Have a NPOA-IUU	1.0	1.0	– 0	1.0
Market State is contracting party or cooperating non-contracting party to relevant RFMOs	1.0	1.0	– 0	1.0