

2023 Country profile

# Japan


**World ranking**  
46 of 152 countries ▼ 34

**Asia**  
9 of 20 countries ▼ 5

**Western Pacific ranking**  
9 of 29 countries ▼ 4

2023  
IUU  
Score

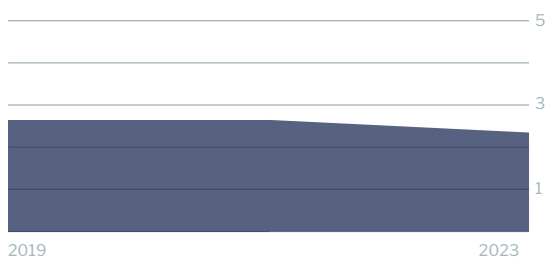
**2.36**




**2.69** Coastal  
**2.92** Flag  
**2.06** Port  
**1.93** General

**IUU score trends**

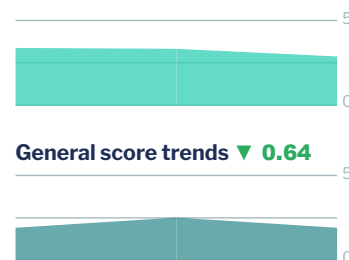
2021 - 2023 change ▼ 0.31



**Coastal score trends ▼ 0.06**



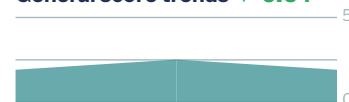
**Flag score trends ▼ 0.41**



**Port score trends ▲ 0.17**



**General score trends ▼ 0.64**



Note: Higher scores, and ranks closer to 1, indicate worse/poor performance. Green or red arrows show change in 2023 compared to 2021.

## Coastal score **2.69** ▼ 0.06

### Coastal score by vulnerability **5.00** – 0

Related Indicators	2023	2021	2021-2023 change	2019
Size of EEZ	<b>5.0</b>	5.0	– 0	5.0
Agreement over all maritime boundaries	<b>5.0</b>	5.0	– 0	5.0
Dependency on fish for protein	<b>5.0</b>	5.0	– 0	5.0
Authorise foreign vessels to operate in EEZ	<b>5.0</b>	5.0	– 0	5.0

### Coastal score by prevalence **1.60** ▼ 0.20

Has MSC-certified fisheries	<b>1.0</b>	3.0	▼ 2.0	2.0
Views of MCS practitioners on coastal compliance incidents	<b>2.0</b>	1.0	▲ 1.0	1.0

### Coastal score by response **1.00** – 0

Coastal State is contracting party or cooperating non-contracting party to all relevant RFMOs	<b>1.0</b>	1.0	– 0	1.0
Operate a national VMS/FMC centre	<b>1.0</b>	1.0	– 0	1.0

**Flag score** 2.92 ▼ **0.41**


**Flag score by vulnerability** 5.00 – 0

Related Indicators	2023	2021	2021-2023 change	2019
Distant water vessels on RFMO RAVs	5.0	5.0	– 0	5.0
Distant water vessels under several RFMOs	5.0	5.0	– 0	5.0

**Flag score by prevalence** 2.00 – 0

Vessels on IUU lists	1.0	1.0	– 0	1.0
View of fisheries observers on flag state compliance incidents	3.0	4.0	▼ 1.0	4.0
Views of MCS practitioners on flag state compliance incidents	2.0	1.0	▲ 1.0	1.0

**Flag score by response** 2.44 ▼ **1.12**

Accepted FAO Compliance Agreement	1.0	1.0	– 0	1.0
Registered vessels with foreign or unknown ownership 	2.0	2.0	– 0	5.0
Provision of vessel data for inclusion in Global Record	1.0	5.0	▼ 4.0	5.0
Compliance with RFMO flag state obligations	5.0	5.0	– 0	5.0
Flag State is contracting party or cooperating non-contracting party to all relevant RFMOs	1.0	2.0	▼ 1.0	1.0

 Indicator “Authorised vessel data provided to FAO HSVAR” used in 2019 has changed to “Registered vessels with foreign or unknown ownership” since 2021.

**Port score** 2.06 ▲ **0.17**

**Port score by vulnerability** 5.00 – 0

Related Indicators	2023	2021	2021-2023 change	2019
Number of fishing ports	5.0	5.0	– 0	5.0
Port visits by foreign fishing or carrier vessels	5.0	5.0	– 0	5.0

**Port score by prevalence** 1.00 ▲ **0.50**

Views of MCS practitioners on port compliance incidents	2.0	1.0	▲ 1.0	1.0
View of fisheries observers on port compliance incidents	1.0	1.0	– 0	2.0

## Port score by response 1.00 – 0

Related Indicators	2023	2021	2019-2021 change	2019
Party to the PSMA	1.0	1.0	– 0	1.0
Designated ports specified for entry by foreign vessels	1.0	1.0	– 0	1.0
Compliance with RFMO port state obligations	1.0	1.0	– 0	5.0

## General score 1.93 ▼ 0.64

### General score by vulnerability 3.00 – 0

Related Indicators	2023	2021	2019-2021 change	2019
Trade balance for fisheries products	4.0	4.0	– 0	4.0
Share of global imports	5.0	5.0	– 0	5.0
Perception of levels of corruption	2.0	2.0	– 0	2.0
Gross national income per capita	1.0	1.0	– 0	1.0
Volume of catches	5.0	5.0	– 0	5.0

### General score by prevalence 1.29 ▼ 0.14

Carded' under the EU IUU Regulation	1.0	1.0	– 0	1.0
Identified' by NOAA for IUU fishing	2.0	1.0	▲ 1.0	1.0
Mentions of IUU fishing in media reports	1.0	2.0	▼ 1.0	2.0

### General score by response 1.57 ▼ 1.29

Mandatory vessel tracking for commercial seagoing fleet	1.0	1.0	– 0	1.0
Demand for MSC products	4.0	4.0	– 0	4.0
Ratification/accession of UNCLOS Convention	1.0	1.0	– 0	1.0
Ratification/accession of UNFSA	1.0	1.0	– 0	1.0
Mentions in media reports to combatting IUU fishing	2.0	5.0	▼ 3.0	2.0
Have a NPOA-IUU	1.0	5.0	▼ 4.0	1.0
Market State is contracting party or cooperating non-contracting party to relevant RFMOs	1.0	1.0	– 0	1.0