

2023 Country profile

Liberia


World ranking
38 of 152 countries ▼ 22

Africa
15 of 38 countries ▼ 9

East Atlantic ranking
9 of 41 countries ▼ 6

2023
IUU
Score

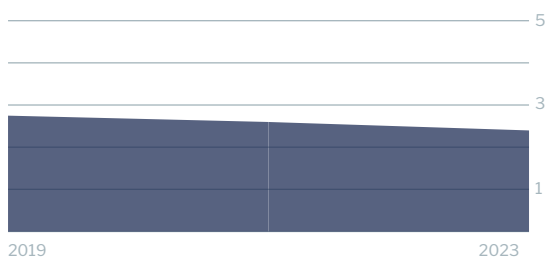
2.42




2.69 Coastal
2.46 Flag
2.33 Port
2.30 General

IUU score trends

2021 - 2023 change ▼ 0.17



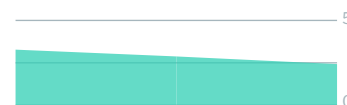
Coastal score trends ▲ 0.19




Port score trends ▼ 0.39



Flag score trends ▼ 0.46



General score trends — 0



Note: Higher scores, and ranks closer to 1, indicate worse/poor performance. Green or red arrows show change in 2023 compared to 2021.

Coastal score **2.69** ▲ 0.19

Coastal score by vulnerability **3.67** — 0

Related Indicators	2023	2021	2021-2023 change	2019
Size of EEZ	3.0	3.0	— 0	3.0
Agreement over all maritime boundaries	5.0	5.0	— 0	5.0
Dependency on fish for protein	1.0	1.0	— 0	1.0
Authorise foreign vessels to operate in EEZ	5.0	5.0	— 0	5.0

Coastal score by prevalence **3.20** ▲ 0.60

Has MSC-certified fisheries	5.0	5.0	— 0	5.0
Views of MCS practitioners on coastal compliance incidents	2.0	1.0	▲ 1.0	2.0

Coastal score by response **1.00** — 0

Coastal State is contracting party or cooperating non-contracting party to all relevant RFMOs	1.0	1.0	— 0	1.0
Operate a national VMS/FMC centre	1.0	1.0	— 0	1.0

Flag score 2.46 ▼ 0.46


Flag score by vulnerability 3.00 ▼ 1.00

Related Indicators	2023	2021	2021-2023 change	2019
Distant water vessels on RFMO RAVs	2.0	3.0	▼ 1.0	4.0
Distant water vessels under several RFMOs	4.0	5.0	▼ 1.0	5.0

Flag score by prevalence 1.33 ▼ 0.34

Vessels on IUU lists	2.0	3.0	▼ 1.0	3.0
View of fisheries observers on flag state compliance incidents	1.0	1.0	— 0	1.0
Views of MCS practitioners on flag state compliance incidents	1.0	1.0	— 0	2.0

Flag score by response 3.22 ▼ 0.22

Accepted FAO Compliance Agreement	5.0	5.0	— 0	5.0
Registered vessels with foreign or unknown ownership 	5.0	5.0	— 0	not available
Provision of vessel data for inclusion in Global Record	1.0	1.0	— 0	5.0
Compliance with RFMO flag state obligations	5.0	5.0	— 0	4.0
Flag State is contracting party or cooperating non-contracting party to all relevant RFMOs	1.0	2.0	▼ 1.0	2.0

 Indicator "Authorised vessel data provided to FAO HSVAR" used in 2019 has changed to "Registered vessels with foreign or unknown ownership" since 2021.

Port score 2.33 ▼ 0.39

Port score by vulnerability 4.00 ▲ 0.50

Related Indicators	2023	2021	2021-2023 change	2019
Number of fishing ports	3.0	2.0	▲ 1.0	2.0
Port visits by foreign fishing or carrier vessels	5.0	5.0	— 0	5.0

Port score by prevalence 1.00 — 0

Views of MCS practitioners on port compliance incidents	1.0	1.0	— 0	1.0
View of fisheries observers on port compliance incidents	1.0	1.0	— 0	1.0

Port score by response 2.50 ▼ 1.13

Related Indicators	2023	2021	2019-2021 change	2019
Party to the PSMA	1.0	1.0	— 0	5.0
Designated ports specified for entry by foreign vessels	5.0	5.0	— 0	1.0
Compliance with RFMO port state obligations	1.0	4.0	▼ 3.0	3.0

General score 2.30 — 0

General score by vulnerability 3.33 ▲ 0.11

Related Indicators	2023	2021	2019-2021 change	2019
Trade balance for fisheries products	5.0	4.0	▲ 1.0	5.0
Share of global imports	1.0	1.0	— 0	1.0
Perception of levels of corruption	4.0	4.0	— 0	4.0
Gross national income per capita	5.0	5.0	— 0	5.0
Volume of catches	1.0	1.0	— 0	1.0

General score by prevalence 1.57 ▼ 0.43

Carded' under the EU IUU Regulation	3.0	3.0	— 0	3.0
Identified' by NOAA for IUU fishing	1.0	1.0	— 0	1.0
Mentions of IUU fishing in media reports	1.0	2.0	▼ 1.0	1.0

General score by response 2.00 ▲ 0.14

Mandatory vessel tracking for commercial seagoing fleet	1.0	1.0	— 0	1.0
Demand for MSC products	5.0	5.0	— 0	5.0
Ratification/accession of UNCLOS Convention	1.0	1.0	— 0	1.0
Ratification/accession of UNFSA	1.0	1.0	— 0	1.0
Mentions in media reports to combatting IUU fishing	4.0	3.0	▲ 1.0	3.0
Have a NPOA-IUU	1.0	1.0	— 0	5.0
Market State is contracting party or cooperating non-contracting party to relevant RFMOs	1.0	1.0	— 0	1.0