

2023 Country profile

Libya


World ranking
19 of 152 countries ▼ 9

Africa
5 of 38 countries ▼ 1

Mediterranean & Black Sea ranking
3 of 26 countries

2023
IUU
Score

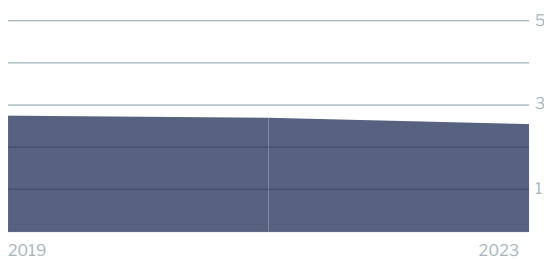
2.56



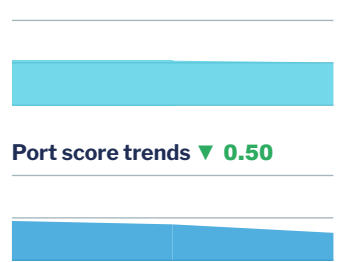
2.55 Coastal
3.00 Flag
1.67 Port
2.79 General

IUU score trends

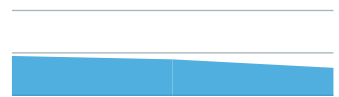
2021 - 2023 change ▼ 0.13



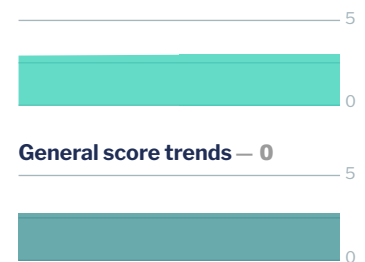
Coastal score trends ▼ 0.09




Port score trends ▼ 0.50



Flag score trends – 0



General score trends – 0



Note: Higher scores, and ranks closer to 1, indicate worse/poor performance. Green or red arrows show change in 2023 compared to 2021.

Coastal score **2.55** ▼ 0.09

Coastal score by vulnerability **3.25** ▼ 0.25

Related Indicators	2023	2021	2021-2023 change	2019
Size of EEZ	3.0	3.0	– 0	3.0
Agreement over all maritime boundaries	5.0*	5.0	– 0	5.0
Dependency on fish for protein	2.0	3.0	▼ 1.0	3.0
Authorise foreign vessels to operate in EEZ	not available	not available		not available

* indicates that scores from the 2021 version of the Index have been used due to 2023 data not being available

Coastal score by prevalence **2.60** – 0

Has MSC-certified fisheries	5.0	5.0	– 0	5.0
Views of MCS practitioners on coastal compliance incidents	1.0	1.0	– 0	1.0

Coastal score by response **1.00** – 0

Coastal State is contracting party or cooperating non-contracting party to all relevant RFMOs	1.0	1.0	– 0	1.0
Operate a national VMS/FMC centre	not available*	not available		not available

* indicates that scores from the 2021 version of the Index have been used due to 2023 data not being available

Flag score 3.00 – 0


Flag score by vulnerability 3.50 – 0

Related Indicators	2023	2021	2021-2023 change	2019
Distant water vessels on RFMO RAVs	5.0	5.0	– 0	5.0
Distant water vessels under several RFMOs	2.0	2.0	– 0	2.0

Flag score by prevalence 1.67 – 0

Vessels on IUU lists	3.0	3.0	– 0	2.0
View of fisheries observers on flag state compliance incidents	1.0	1.0	– 0	2.0
Views of MCS practitioners on flag state compliance incidents	1.0	1.0	– 0	1.0

Flag score by response 4.00 – 0

Accepted FAO Compliance Agreement	5.0	5.0	– 0	5.0
Registered vessels with foreign or unknown ownership 	4.0	4.0	– 0	not available
Provision of vessel data for inclusion in Global Record	5.0	5.0	– 0	5.0
Compliance with RFMO flag state obligations	5.0	5.0	– 0	5.0
Flag State is contracting party or cooperating non-contracting party to all relevant RFMOs	1.0	1.0	– 0	1.0

 Indicator “Authorised vessel data provided to FAO HSVAR” used in 2019 has changed to “Registered vessels with foreign or unknown ownership” since 2021.

Port score 1.67 ▼ 0.50

Port score by vulnerability 4.00 – 0

Related Indicators	2023	2021	2021-2023 change	2019
Number of fishing ports	3.0	3.0	– 0	3.0
Port visits by foreign fishing or carrier vessels	5.0*	5.0	– 0	5.0

Port score by prevalence 1.00 – 0

Views of MCS practitioners on port compliance incidents	1.0	1.0	– 0	1.0
View of fisheries observers on port compliance incidents	1.0	1.0	– 0	1.0

* Indicates that scores from the 2021 version of the Index have been used due to 2023 data not being available

Port score by response 1.00 ▼ 1.13

Related Indicators	2023	2021	2019-2021 change	2019
Party to the PSMA	1.0	1.0	— 0	5.0
Designated ports specified for entry by foreign vessels	1.0	1.0	— 0	not applicable
Compliance with RFMO port state obligations	1.0	4.0	▼ 3.0	1.0

General score 2.79 — 0

General score by vulnerability 3.11 — 0

Related Indicators	2023	2021	2019-2021 change	2019
Trade balance for fisheries products	4.0	4.0	— 0	4.0
Share of global imports	1.0	1.0	— 0	1.0
Perception of levels of corruption	5.0	5.0	— 0	5.0
Gross national income per capita	3.0	3.0	— 0	3.0
Volume of catches	1.0	1.0	— 0	1.0

General score by prevalence 1.00 — 0

Carded' under the EU IUU Regulation	1.0	1.0	— 0	1.0
Identified' by NOAA for IUU fishing	1.0	1.0	— 0	1.0
Mentions of IUU fishing in media reports	1.0	1.0	— 0	1.0

General score by response 4.00 — 0

Mandatory vessel tracking for commercial seagoing fleet	not available*	not available		not available
Demand for MSC products	5.0	5.0	— 0	5.0
Ratification/accession of UNCLOS Convention	5.0	5.0	— 0	5.0
Ratification/accession of UNFSA	5.0	5.0	— 0	5.0
Mentions in media reports to combatting IUU fishing	5.0	5.0	— 0	5.0
Have a NPOA-IUU	not available*	not available		not available
Market State is contracting party or cooperating non-contracting party to relevant RFMOs	1.0	1.0	— 0	1.0

* indicates that scores from the 2021 version of the Index have been used due to 2023 data not being available