



2023 Country profile

Netherlands

World ranking

118 of 152 countries ▲ 3

Europe


14 of 31 countries

East Atlantic ranking

27 of 41 countries ▲ 3

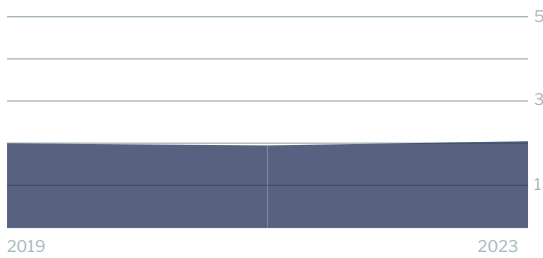
2023 IUU Score

2.03




IUU score trends

2021 - 2023 change ▲ 0.08



Coastal score trends — 0



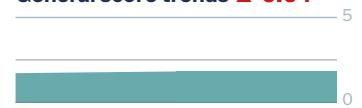
Port score trends ▲ 0.33



Flag score trends — 0



General score trends ▲ 0.04



Note: Higher scores, and ranks closer to 1, indicate worse/poor performance. Green or red arrows show change in 2023 compared to 2021.

Coastal score **1.63** — 0

Coastal score by vulnerability **2.67** — 0

Related Indicators	2023	2021	2021-2023 change	2019
Size of EEZ	3.0	3.0	— 0	3.0
Agreement over all maritime boundaries	5.0*	5.0	— 0	5.0
Dependency on fish for protein	3.0	3.0	— 0	3.0
Authorise foreign vessels to operate in EEZ	1.0	1.0	— 0	1.0

* indicates that scores from the 2021 version of the Index have been used due to 2023 data not being available

Coastal score by prevalence **1.00** — 0

Has MSC-certified fisheries	1.0	1.0	— 0	1.0
Views of MCS practitioners on coastal compliance incidents	1.0	1.0	— 0	1.0

Coastal score by response **1.00** — 0

Coastal State is contracting party or cooperating non-contracting party to all relevant RFMOs	1.0	1.0	— 0	1.0
Operate a national VMS/FMC centre	1.0*	1.0	— 0	1.0

* indicates that scores from the 2021 version of the Index have been used due to 2023 data not being available

Flag score 2.21 – 0


Flag score by vulnerability 3.50 ▼ 0.50

Related Indicators	2023	2021	2021-2023 change	2019
Distant water vessels on RFMO RAVs	2.0	3.0	▼ 1.0	2.0
Distant water vessels under several RFMOs	5.0	5.0	– 0	5.0

Flag score by prevalence 1.00 – 0

Vessels on IUU lists	1.0	1.0	– 0	1.0
View of fisheries observers on flag state compliance incidents	1.0	1.0	– 0	2.0
Views of MCS practitioners on flag state compliance incidents	1.0	1.0	– 0	2.0

Flag score by response 2.56 ▲ 0.34

Accepted FAO Compliance Agreement	1.0	1.0	– 0	1.0
Registered vessels with foreign or unknown ownership 	3.0	3.0	– 0	3.0
Provision of vessel data for inclusion in Global Record	1.0	1.0	– 0	1.0
Compliance with RFMO flag state obligations	5.0	4.0	▲ 1.0	4.0
Flag State is contracting party or cooperating non-contracting party to all relevant RFMOs	1.0	1.0	– 0	1.0

 Indicator “Authorised vessel data provided to FAO HSVAR” used in 2019 has changed to “Registered vessels with foreign or unknown ownership” since 2021.

Port score 2.44 ▲ 0.33

Port score by vulnerability 4.50 – 0

Related Indicators	2023	2021	2021-2023 change	2019
Number of fishing ports	4.0	4.0	– 0	4.0
Port visits by foreign fishing or carrier vessels	5.0*	5.0	– 0	5.0

Port score by prevalence 1.00 – 0

Views of MCS practitioners on port compliance incidents	1.0	1.0	– 0	1.0
View of fisheries observers on port compliance incidents	1.0	1.0	– 0	1.0

* Indicates that scores from the 2021 version of the Index have been used due to 2023 data not being available

Port score by response 2.50 ▲ 0.75

Related Indicators	2023	2021	2019-2021 change	2019
Party to the PSMA	1.0	1.0	— 0	1.0
Designated ports specified for entry by foreign vessels	1.0	1.0	— 0	1.0
Compliance with RFMO port state obligations	5.0	3.0	▲ 2.0	5.0

General score 1.87 ▲ 0.04

General score by vulnerability 1.67 ▲ 0.45

Related Indicators	2023	2021	2019-2021 change	2019
Trade balance for fisheries products	1.0	1.0	— 0	1.0
Share of global imports	4.0	3.0	▲ 1.0	3.0
Perception of levels of corruption	2.0	1.0	▲ 1.0	1.0
Gross national income per capita	1.0	1.0	— 0	1.0
Volume of catches	1.0	1.0	— 0	1.0

General score by prevalence 1.00 ▼ 0.43

Carded' under the EU IUU Regulation	1.0	1.0	— 0	1.0
Identified' by NOAA for IUU fishing	1.0	1.0	— 0	1.0
Mentions of IUU fishing in media reports	1.0	2.0	▼ 1.0	1.0

General score by response 2.43 — 0

Mandatory vessel tracking for commercial seagoing fleet	1.0 [*]	1.0	— 0	1.0
Demand for MSC products	1.0	1.0	— 0	1.0
Ratification/accession of UNCLOS Convention	1.0	1.0	— 0	1.0
Ratification/accession of UNFSA	1.0	1.0	— 0	1.0
Mentions in media reports to combatting IUU fishing	5.0	5.0	— 0	5.0
Have a NPOA-IUU	5.0 [*]	5.0	— 0	5.0
Market State is contracting party or cooperating non-contracting party to relevant RFMOs	1.0	1.0	— 0	1.0

^{*} indicates that scores from the 2021 version of the Index have been used due to 2023 data not being available