



2023 Country profile

Norway

World ranking

66 of 152 countries ▲ 39

Europe


5 of 31 countries ▲ 4

East Atlantic ranking

16 of 41 countries ▲ 7

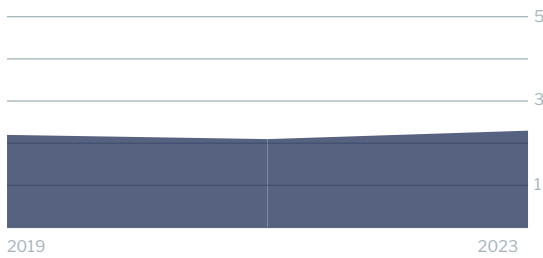
2023 IUU Score

2.31




IUU score trends

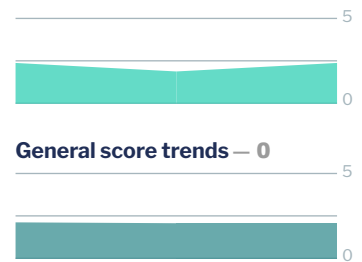
2021 - 2023 change ▲ 0.21



Coastal score trends ▼ 0.19



Flag score trends ▲ 0.50



Port score trends ▲ 0.50



General score trends — 0



Note: Higher scores, and ranks closer to 1, indicate worse/poor performance. Green or red arrows show change in 2023 compared to 2021.

Coastal score

2.44

▼ 0.19

Coastal score by vulnerability

4.33

— 0

Related Indicators	2023	2021	2021-2023 change	2019
Size of EEZ	5.0	5.0	— 0	5.0
Agreement over all maritime boundaries	1.0	1.0	— 0	1.0
Dependency on fish for protein	5.0	5.0	— 0	5.0
Authorise foreign vessels to operate in EEZ	5.0	5.0	— 0	5.0

Coastal score by prevalence

1.60

▼ 0.60

Has MSC-certified fisheries	1.0	1.0	— 0	1.0
Views of MCS practitioners on coastal compliance incidents	2.0	3.0	▼ 1.0	1.0

Coastal score by response

1.00

— 0

Coastal State is contracting party or cooperating non-contracting party to all relevant RFMOs	1.0	1.0	— 0	1.0
Operate a national VMS/FMC centre	1.0	1.0	— 0	1.0

Flag score 2.42 ▲ 0.50


Flag score by vulnerability 4.00 ▲ 0.50

Related Indicators	2023	2021	2021-2023 change	2019
Distant water vessels on RFMO RAVs	4.0	4.0	— 0	4.0
Distant water vessels under several RFMOs	4.0	3.0	▲ 1.0	4.0

Flag score by prevalence 1.67 ▲ 0.67

Vessels on IUU lists	1.0	1.0	— 0	1.0
View of fisheries observers on flag state compliance incidents	2.0	1.0	▲ 1.0	1.0
Views of MCS practitioners on flag state compliance incidents	2.0	1.0	▲ 1.0	1.0

Flag score by response 2.11 ▲ 0.33

Accepted FAO Compliance Agreement	1.0	1.0	— 0	1.0
Registered vessels with foreign or unknown ownership 	2.0	2.0	— 0	3.0
Provision of vessel data for inclusion in Global Record	1.0	1.0	— 0	5.0
Compliance with RFMO flag state obligations	4.0	3.0	▲ 1.0	3.0
Flag State is contracting party or cooperating non-contracting party to all relevant RFMOs	1.0	1.0	— 0	1.0

 Indicator “Authorised vessel data provided to FAO HSVAR” used in 2019 has changed to “Registered vessels with foreign or unknown ownership” since 2021.

Port score 2.39 ▲ 0.50

Port score by vulnerability 5.00 — 0

Related Indicators	2023	2021	2021-2023 change	2019
Number of fishing ports	5.0	5.0	— 0	5.0
Port visits by foreign fishing or carrier vessels	5.0	5.0	— 0	5.0

Port score by prevalence 1.00 — 0

Views of MCS practitioners on port compliance incidents	1.0	1.0	— 0	1.0
View of fisheries observers on port compliance incidents	1.0	1.0	— 0	1.0

Port score by response 2.13 ▲ 1.13

Related Indicators	2023	2021	2019-2021 change	2019
Party to the PSMA	1.0	1.0	— 0	1.0
Designated ports specified for entry by foreign vessels	1.0	1.0	— 0	1.0
Compliance with RFMO port state obligations	4.0	1.0	▲ 3.0	1.0

General score 2.10 — 0

General score by vulnerability 2.44 — 0

Related Indicators	2023	2021	2019-2021 change	2019
Trade balance for fisheries products	5.0	5.0	— 0	4.0
Share of global imports	2.0	2.0	— 0	3.0
Perception of levels of corruption	1.0	1.0	— 0	1.0
Gross national income per capita	1.0	1.0	— 0	1.0
Volume of catches	5.0	5.0	— 0	5.0

General score by prevalence 1.00 — 0

Carded' under the EU IUU Regulation	1.0	1.0	— 0	1.0
Identified' by NOAA for IUU fishing	1.0	1.0	— 0	1.0
Mentions of IUU fishing in media reports	1.0	1.0	— 0	1.0

General score by response 2.43 — 0

Mandatory vessel tracking for commercial seagoing fleet	1.0	1.0	— 0	1.0
Demand for MSC products	1.0	1.0	— 0	2.0
Ratification/accession of UNCLOS Convention	1.0	1.0	— 0	1.0
Ratification/accession of UNFSA	1.0	1.0	— 0	1.0
Mentions in media reports to combatting IUU fishing	5.0	5.0	— 0	5.0
Have a NPOA-IUU	5.0	5.0	— 0	5.0
Market State is contracting party or cooperating non-contracting party to relevant RFMOs	1.0	1.0	— 0	1.0