

2023 Country profile

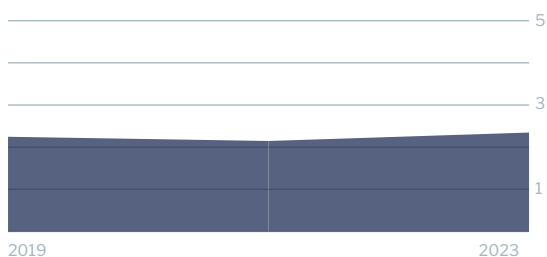
# Papua New Guinea

**World ranking**  
46 of 152 countries ▲ 53


**Oceania**  
2 of 15 countries ▲ 5

**Western Pacific ranking**  
9 of 29 countries ▲ 12

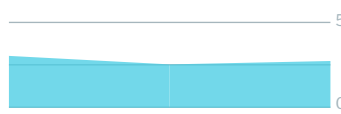
**IIU score trends**  
2021 - 2023 change ▲ 0.22



2023  
IIU  
Score  
**2.36**




**Coastal score trends ▲ 0.19**




**Port score trends ▲ 0.66**



**Flag score trends ▲ 0.12**



**General score trends ▲ 0.07**



Note: Higher scores, and ranks closer to 1, indicate worse/poor performance. Green or red arrows show change in 2023 compared to 2021.

**Coastal score** **2.75** ▲ 0.19

**Coastal score by vulnerability** **3.83** – 0

Related Indicators	2023	2021	2021-2023 change	2019
Size of EEZ	5.0	5.0	– 0	5.0
Agreement over all maritime boundaries	1.0*	1.0	– 0	1.0
Dependency on fish for protein	2.0	2.0	– 0	2.0
Authorise foreign vessels to operate in EEZ	5.0	5.0	– 0	5.0

\* indicates that scores from the 2021 version of the Index have been used due to 2023 data not being available

**Coastal score by prevalence** **2.40** ▲ 0.60

Related Indicators	2023	2021	2021-2023 change	2019
Has MSC-certified fisheries	3.0	3.0	– 0	4.0
Views of MCS practitioners on coastal compliance incidents	2.0	1.0	▲ 1.0	3.0

**Coastal score by response** **1.80** – 0

Related Indicators	2023	2021	2021-2023 change	2019
Coastal State is contracting party or cooperating non-contracting party to all relevant RFMOs	3.0	3.0	– 0	3.0
Operate a national VMS/FMC centre	1.0*	1.0	– 0	1.0

\* indicates that scores from the 2021 version of the Index have been used due to 2023 data not being available

**Flag score** 2.04 ▲ 0.12


**Flag score by vulnerability** 1.50 – 0

Related Indicators	2023	2021	2021-2023 change	2019
Distant water vessels on RFMO RAVs	2.0	2.0	– 0	2.0
Distant water vessels under several RFMOs	1.0	1.0	– 0	1.0

**Flag score by prevalence** 1.67 ▲ 0.67

Vessels on IUU lists	3.0	1.0	▲ 2.0	1.0
View of fisheries observers on flag state compliance incidents	1.0	1.0	– 0	1.0
Views of MCS practitioners on flag state compliance incidents	1.0	1.0	– 0	1.0

**Flag score by response** 2.78 ▼ 0.33

Accepted FAO Compliance Agreement	5.0	5.0	– 0	5.0
Registered vessels with foreign or unknown ownership 	5.0	5.0	– 0	not available
Provision of vessel data for inclusion in Global Record	5.0	5.0	– 0	5.0
Compliance with RFMO flag state obligations	1.0	2.0	▼ 1.0	2.0
Flag State is contracting party or cooperating non-contracting party to all relevant RFMOs	1.0	1.0	– 0	1.0

 Indicator “Authorised vessel data provided to FAO HSVAR” used in 2019 has changed to “Registered vessels with foreign or unknown ownership” since 2021.

**Port score** 2.94 ▲ 0.66

**Port score by vulnerability** 4.00 – 0

Related Indicators	2023	2021	2021-2023 change	2019
Number of fishing ports	3.0	3.0	– 0	3.0
Port visits by foreign fishing or carrier vessels	5.0*	5.0	– 0	5.0

**Port score by prevalence** 1.50 – 0

Views of MCS practitioners on port compliance incidents	1.0	1.0	– 0	1.0
View of fisheries observers on port compliance incidents	2.0	2.0	– 0	2.0

\* Indicates that scores from the 2021 version of the Index have been used due to 2023 data not being available

## Port score by response 3.50 ▲ 1.50

Related Indicators	2023	2021	2019-2021 change	2019
Party to the PSMA	5.0	5.0	– 0	5.0
Designated ports specified for entry by foreign vessels	5.0	1.0	▲ 4.0	1.0
Compliance with RFMO port state obligations	1.0	1.0	– 0	1.0

## General score 2.07 ▲ 0.07

### General score by vulnerability 3.00 – 0

Related Indicators	2023	2021	2019-2021 change	2019
Trade balance for fisheries products	4.0	4.0	– 0	4.0
Share of global imports	1.0	1.0	– 0	1.0
Perception of levels of corruption	4.0	4.0	– 0	4.0
Gross national income per capita	4.0	4.0	– 0	4.0
Volume of catches	1.0	1.0	– 0	1.0

### General score by prevalence 1.00 – 0

Carded' under the EU IUU Regulation	1.0	1.0	– 0	1.0
Identified' by NOAA for IUU fishing	1.0	1.0	– 0	1.0
Mentions of IUU fishing in media reports	1.0	1.0	– 0	2.0

### General score by response 2.00 ▲ 0.14

Mandatory vessel tracking for commercial seagoing fleet	1.0 <sup>*</sup>	1.0	– 0	1.0
Demand for MSC products	5.0	5.0	– 0	5.0
Ratification/accession of UNCLOS Convention	1.0	1.0	– 0	1.0
Ratification/accession of UNFSA	1.0	1.0	– 0	1.0
Mentions in media reports to combatting IUU fishing	4.0	3.0	▲ 1.0	3.0
Have a NPOA-IUU	1.0 <sup>*</sup>	1.0	– 0	1.0
Market State is contracting party or cooperating non-contracting party to relevant RFMOs	1.0	1.0	– 0	1.0

<sup>\*</sup> indicates that scores from the 2021 version of the Index have been used due to 2023 data not being available