

2023 Country profile

Peru


World ranking
23 of 152 countries ▲ 63

South America
3 of 10 countries ▲ 3

Eastern Pacific ranking
2 of 13 countries ▲ 9

2023
IIU
Score

2.53



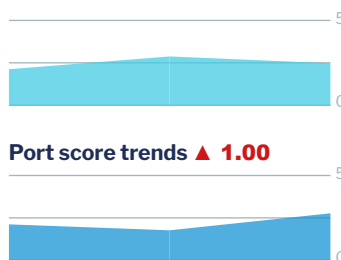
2.50 **1.79** **2.78** **3.00**
Coastal **Flag** **Port** **General**

IIU score trends

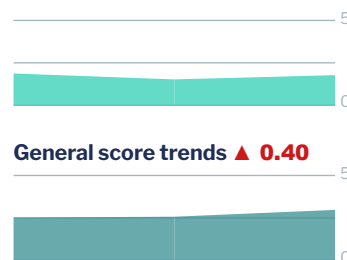
2021 - 2023 change ▲ 0.34



Coastal score trends ▼ 0.38




Flag score trends ▲ 0.25



Port score trends ▲ 1.00



General score trends ▲ 0.40



Note: Higher scores, and ranks closer to 1, indicate worse/poor performance. Green or red arrows show change in 2023 compared to 2021.

Coastal score **2.50** ▼ 0.38

Coastal score by vulnerability **3.67** – 0

Related Indicators	2023	2021	2021-2023 change	2019
Size of EEZ	4.0	4.0	– 0	4.0
Agreement over all maritime boundaries	1.0	1.0	– 0	1.0
Dependency on fish for protein	3.0	3.0	– 0	3.0
Authorise foreign vessels to operate in EEZ	5.0	5.0	– 0	not available

Coastal score by prevalence **2.60** ▼ 1.20

Has MSC-certified fisheries	5.0	5.0	– 0	5.0
Views of MCS practitioners on coastal compliance incidents	1.0	3.0	▼ 2.0	1.0

Coastal score by response **1.00** – 0

Coastal State is contracting party or cooperating non-contracting party to all relevant RFMOs	1.0	1.0	– 0	1.0
Operate a national VMS/FMC centre	1.0	1.0	– 0	1.0

Flag score 1.79 ▲ 0.25

Flag score by vulnerability 3.00 – 0

Related Indicators	2023	2021	2021-2023 change	2019
Distant water vessels on RFMO RAVs	4.0	4.0	– 0	4.0
Distant water vessels under several RFMOs	2.0	2.0	– 0	2.0

Flag score by prevalence 1.33 ▲ 0.33

Vessels on IUU lists	1.0	1.0	– 0	2.0
View of fisheries observers on flag state compliance incidents	2.0	1.0	▲ 1.0	1.0
Views of MCS practitioners on flag state compliance incidents	1.0	1.0	– 0	1.0

Flag score by response 1.44 ▲ 0.33

Accepted FAO Compliance Agreement	1.0	1.0	– 0	1.0
Registered vessels with foreign or unknown ownership 	2.0	2.0	– 0	5.0
Provision of vessel data for inclusion in Global Record	1.0	1.0	– 0	1.0
Compliance with RFMO flag state obligations	2.0	1.0	▲ 1.0	2.0
Flag State is contracting party or cooperating non-contracting party to all relevant RFMOs	1.0	1.0	– 0	1.0

 Indicator “Authorised vessel data provided to FAO HSVAR” used in 2019 has changed to “Registered vessels with foreign or unknown ownership” since 2021.

Port score 2.78 ▲ 1.00

Port score by vulnerability 4.50 – 0

Related Indicators	2023	2021	2021-2023 change	2019
Number of fishing ports	4.0	4.0	– 0	4.0
Port visits by foreign fishing or carrier vessels	5.0	5.0	– 0	5.0

Port score by prevalence 1.00 ▲ 1.00

Views of MCS practitioners on port compliance incidents	1.0	1.0	– 0	2.0
View of fisheries observers on port compliance incidents	3.0	1.0	▲ 2.0	1.0



Port score by response 2.50 ▲ 1.50

Related Indicators	2023	2021	2019-2021 change	2019
Party to the PSMA	1.0	1.0	– 0	1.0
Designated ports specified for entry by foreign vessels	1.0	1.0	– 0	not applicable
Compliance with RFMO port state obligations	5.0	1.0	▲ 4.0	1.0

General score 3.00 ▲ 0.40

General score by vulnerability 3.78 – 0

Related Indicators	2023	2021	2019-2021 change	2019
Trade balance for fisheries products	5.0	5.0	– 0	4.0
Share of global imports	1.0	1.0	– 0	1.0
Perception of levels of corruption	4.0	4.0	– 0	4.0
Gross national income per capita	3.0	3.0	– 0	3.0
Volume of catches	5.0	5.0	– 0	5.0

General score by prevalence 1.43 – 0

Carded' under the EU IUU Regulation	1.0	1.0	– 0	1.0
Identified' by NOAA for IUU fishing	1.0	1.0	– 0	1.0
Mentions of IUU fishing in media reports	2.0	2.0	– 0	1.0

General score by response 3.29 ▲ 0.86

Mandatory vessel tracking for commercial seagoing fleet	1.0	1.0	– 0	1.0
Demand for MSC products	4.0	5.0	▼ 1.0	5.0
Ratification/accession of UNCLOS Convention	5.0	5.0	– 0	5.0
Ratification/accession of UNFSA	5.0	5.0	– 0	5.0
Mentions in media reports to combatting IUU fishing	4.0	3.0	▲ 1.0	2.0
Have a NPOA-IUU	5.0	1.0	▲ 4.0	not available
Market State is contracting party or cooperating non-contracting party to relevant RFMOs	1.0	1.0	– 0	1.0