


2023 Country profile

Saint Vincent & the Grenadines


World ranking
82 of 152 countries ▼ 4

Caribbean & Central America

IIU score trends
2021 - 2023 change ▲ 0.02



2023
IIU
Score
2.25




Coastal score trends — 0



Port score trends — 0



Flag score trends ▲ 0.08



General score trends ▲ 0.04



Note: Higher scores, and ranks closer to 1, indicate worse/poor performance. Green or red arrows show change in 2023 compared to 2021.

Coastal score **2.69** — 0

Coastal score by vulnerability **2.17** — 0

Related Indicators	2023	2021	2021-2023 change	2019
Size of EEZ	2.0	2.0	— 0	2.0
Agreement over all maritime boundaries	5.0*	5.0	— 0	5.0
Dependency on fish for protein	2.0	2.0	— 0	2.0
Authorise foreign vessels to operate in EEZ	1.0	1.0	— 0	1.0

* indicates that scores from the 2021 version of the Index have been used due to 2023 data not being available

Coastal score by prevalence **2.60** — 0

Related Indicators	2023	2021	2021-2023 change	2019
Has MSC-certified fisheries	5.0	5.0	— 0	5.0
Views of MCS practitioners on coastal compliance incidents	1.0	1.0	— 0	1.0

Coastal score by response **3.40** — 0

Related Indicators	2023	2021	2021-2023 change	2019
Coastal State is contracting party or cooperating non-contracting party to all relevant RFMOs	1.0	1.0	— 0	1.0
Operate a national VMS/FMC centre	5.0*	5.0	— 0	not available

* indicates that scores from the 2021 version of the Index have been used due to 2023 data not being available

Flag score 2.50 ▲ **0.08**


Flag score by vulnerability 1.00 – 0

Related Indicators	2023	2021	2021-2023 change	2019
Distant water vessels on RFMO RAVs	1.0	1.0	– 0	1.0
Distant water vessels under several RFMOs	not applicable	1.0		not applicable

Flag score by prevalence 2.33 ▲ **0.33**

Vessels on IUU lists	5.0	3.0	▲ 2.0	3.0
View of fisheries observers on flag state compliance incidents	1.0	1.0	– 0	1.0
Views of MCS practitioners on flag state compliance incidents	1.0	2.0	▼ 1.0	1.0

Flag score by response 3.25 ▼ **0.53**

Accepted FAO Compliance Agreement	not applicable	5.0		not applicable
Registered vessels with foreign or unknown ownership 	5.0	5.0	– 0	not available
Provision of vessel data for inclusion in Global Record	5.0	5.0	– 0	5.0
Compliance with RFMO flag state obligations	3.0	4.0	▼ 1.0	3.0
Flag State is contracting party or cooperating non-contracting party to all relevant RFMOs	1.0	1.0	– 0	1.0

 Indicator “Authorised vessel data provided to FAO HSVAR” used in 2019 has changed to “Registered vessels with foreign or unknown ownership” since 2021.

Port score 1.22 – 0

Port score by vulnerability 1.50 – 0

Related Indicators	2023	2021	2021-2023 change	2019
Number of fishing ports	2.0	2.0	– 0	2.0
Port visits by foreign fishing or carrier vessels	1.0*	1.0	– 0	5.0

Port score by prevalence -

Views of MCS practitioners on port compliance incidents	not applicable	not applicable		1.0
View of fisheries observers on port compliance incidents	not applicable	not applicable		1.0

* Indicates that scores from the 2021 version of the Index have been used due to 2023 data not being available

Port score by response 1.00 – 0

Related Indicators	2023	2021	2019-2021 change	2019
Party to the PSMA	1.0	1.0	– 0	1.0
Designated ports specified for entry by foreign vessels	not applicable	not applicable		5.0
Compliance with RFMO port state obligations	1.0	1.0	– 0	1.0

General score 2.17 ▲ 0.04

General score by vulnerability 2.22 ▲ 0.11

Related Indicators	2023	2021	2019-2021 change	2019
Trade balance for fisheries products	2.0	1.0	▲ 1.0	4.0
Share of global imports	1.0	1.0	– 0	1.0
Perception of levels of corruption	3.0	3.0	– 0	3.0
Gross national income per capita	3.0	3.0	– 0	3.0
Volume of catches	1.0	1.0	– 0	1.0

General score by prevalence 2.14 – 0

Carded' under the EU IUU Regulation	5.0	5.0	– 0	5.0
Identified' by NOAA for IUU fishing	1.0	1.0	– 0	1.0
Mentions of IUU fishing in media reports	1.0	1.0	– 0	1.0

General score by response 2.14 – 0

Mandatory vessel tracking for commercial seagoing fleet	1.0 [*]	1.0	– 0	1.0
Demand for MSC products	5.0	5.0	– 0	5.0
Ratification/accession of UNCLOS Convention	1.0	1.0	– 0	1.0
Ratification/accession of UNFSA	1.0	1.0	– 0	1.0
Mentions in media reports to combatting IUU fishing	5.0	5.0	– 0	5.0
Have a NPOA-IUU	1.0 [*]	1.0	– 0	1.0
Market State is contracting party or cooperating non-contracting party to relevant RFMOs	1.0	1.0	– 0	1.0

^{*} indicates that scores from the 2021 version of the Index have been used due to 2023 data not being available