

2023 Country profile

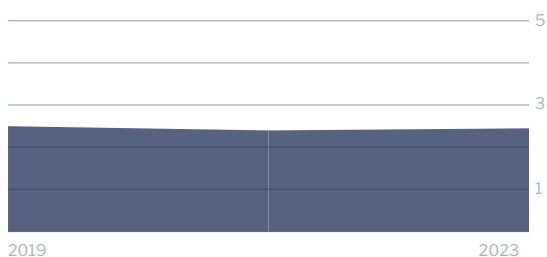
Sao Tome & Principe

World ranking
32 of 152 countries ▲ 9

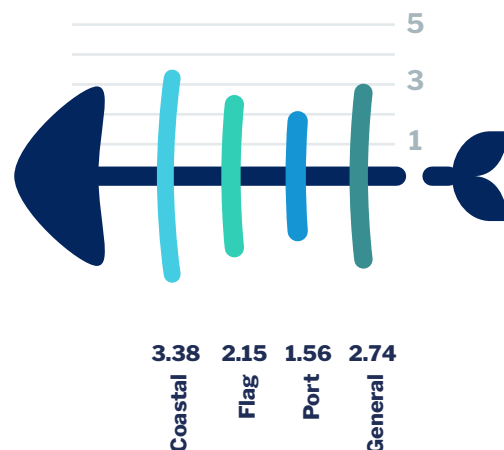
Africa
12 of 38 countries ▲ 3

East Atlantic ranking
7 of 41 countries ▲ 4


IUU score trends
2021 - 2023 change ▲ 0.06



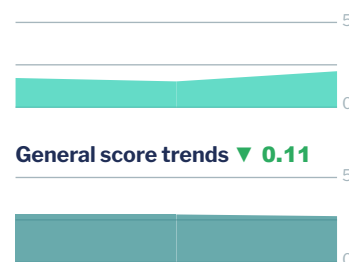
2023
IUU
Score
2.46



Coastal score trends — 0



Flag score trends ▲ 0.60



Port score trends ▲ 0.34



General score trends ▼ 0.11



Note: Higher scores, and ranks closer to 1, indicate worse/poor performance. Green or red arrows show change in 2023 compared to 2021.

Coastal score **3.38** — 0

Coastal score by vulnerability **4.00** — 0

Related Indicators	2023	2021	2021-2023 change	2019
Size of EEZ	3.0	3.0	— 0	3.0
Agreement over all maritime boundaries	5.0	5.0	— 0	1.0
Dependency on fish for protein	3.0	3.0	— 0	4.0
Authorise foreign vessels to operate in EEZ	5.0	5.0	— 0	5.0

Coastal score by prevalence **2.60** — 0

Related Indicators	2023	2021	2021-2023 change	2019
Has MSC-certified fisheries	5.0	5.0	— 0	5.0
Views of MCS practitioners on coastal compliance incidents	1.0	1.0	— 0	1.0

Coastal score by response **3.40** — 0

Related Indicators	2023	2021	2021-2023 change	2019
Coastal State is contracting party or cooperating non-contracting party to all relevant RFMOs	1.0	1.0	— 0	1.0
Operate a national VMS/FMC centre	5.0	5.0	— 0	5.0

Flag score 2.15 ▲ **0.60**


Flag score by vulnerability 1.00 – 0

Related Indicators	2023	2021	2021-2023 change	2019
Distant water vessels on RFMO RAVs	1.0	1.0	– 0	1.0
Distant water vessels under several RFMOs	not applicable	not applicable		not applicable

Flag score by prevalence 1.00 – 0

Vessels on IUU lists	1.0	1.0	– 0	1.0
View of fisheries observers on flag state compliance incidents	1.0	1.0	– 0	1.0
Views of MCS practitioners on flag state compliance incidents	1.0	1.0	– 0	1.0

Flag score by response 3.88 ▲ **1.50**

Accepted FAO Compliance Agreement	not applicable	not applicable		not applicable
Registered vessels with foreign or unknown ownership 	4.0	1.0	▲ 3.0	not available
Provision of vessel data for inclusion in Global Record	5.0	5.0	– 0	5.0
Compliance with RFMO flag state obligations	5.0	2.0	▲ 3.0	3.0
Flag State is contracting party or cooperating non-contracting party to all relevant RFMOs	1.0	1.0	– 0	1.0

 Indicator “Authorised vessel data provided to FAO HSVAR” used in 2019 has changed to “Registered vessels with foreign or unknown ownership” since 2021.

Port score 1.56 ▲ **0.34**

Port score by vulnerability 3.50 ▲ **2.00**

Related Indicators	2023	2021	2021-2023 change	2019
Number of fishing ports	2.0	2.0	– 0	2.0
Port visits by foreign fishing or carrier vessels	5.0	1.0	▲ 4.0	5.0

Port score by prevalence -

Views of MCS practitioners on port compliance incidents	1.0	not applicable		1.0
View of fisheries observers on port compliance incidents	1.0	not applicable		1.0



Port score by response 1.00 – 0

Related Indicators	2023	2021	2019-2021 change	2019
Party to the PSMA	1.0	1.0	– 0	1.0
Designated ports specified for entry by foreign vessels	1.0	not applicable		5.0
Compliance with RFMO port state obligations	1.0	1.0	– 0	1.0

General score 2.74 ▼ 0.11

General score by vulnerability 2.78 ▼ 0.22

Related Indicators	2023	2021	2019-2021 change	2019
Trade balance for fisheries products	5.0	5.0	– 0	5.0
Share of global imports	1.0	1.0	– 0	1.0
Perception of levels of corruption	3.0	3.0	– 0	3.0
Gross national income per capita	4.0	5.0	▼ 1.0	5.0
Volume of catches	1.0	1.0	– 0	1.0

General score by prevalence 1.43 ▲ 0.43

Carded' under the EU IUU Regulation	1.0	1.0	– 0	1.0
Identified' by NOAA for IUU fishing	1.0	1.0	– 0	1.0
Mentions of IUU fishing in media reports	2.0	1.0	▲ 1.0	1.0

General score by response 3.55 ▼ 0.36

Mandatory vessel tracking for commercial seagoing fleet	not applicable	not applicable		not available
Demand for MSC products	5.0	5.0	– 0	5.0
Ratification/accession of UNCLOS Convention	1.0	1.0	– 0	1.0
Ratification/accession of UNFSA	5.0	5.0	– 0	5.0
Mentions in media reports to combatting IUU fishing	3.0	5.0	▼ 2.0	5.0
Have a NPOA-IUU	5.0	5.0	– 0	5.0
Market State is contracting party or cooperating non-contracting party to relevant RFMOs	1.0	1.0	– 0	1.0