

2023 Country profile

Seychelles


World ranking
126 of 152 countries ▼ **72**

Africa
35 of 38 countries ▼ **17**

West Indian Ocean ranking
22 of 22 countries ▼ **12**

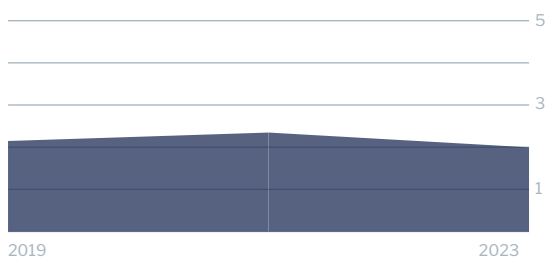
2023
IUU
Score

2.01



2.75 **1.79** **2.39** **1.57**
Coastal **Flag** **Port** **General**

IUU score trends
2021 - 2023 change ▼ **0.33**




Coastal score trends ▼ 0.75



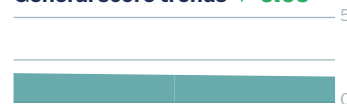
Port score trends ▼ 0.33



Flag score trends ▼ 0.38



General score trends ▼ 0.06



Note: Higher scores, and ranks closer to 1, indicate worse/poor performance. Green or red arrows show change in 2023 compared to 2021.

Coastal score **2.75** ▼ **0.75**

Coastal score by vulnerability **4.33** – **0**

Related Indicators	2023	2021	2021-2023 change	2019
Size of EEZ	5.0	5.0	– 0	5.0
Agreement over all maritime boundaries	1.0	1.0	– 0	5.0
Dependency on fish for protein	5.0	5.0	– 0	5.0
Authorise foreign vessels to operate in EEZ	5.0	5.0	– 0	5.0

Coastal score by prevalence **2.60** ▼ **2.40**

Has MSC-certified fisheries	5.0	5.0	– 0	5.0
Views of MCS practitioners on coastal compliance incidents	1.0	5.0	▼ 4.0	3.0

Coastal score by response **1.00** – **0**

Coastal State is contracting party or cooperating non-contracting party to all relevant RFMOs	1.0	1.0	– 0	1.0
Operate a national VMS/FMC centre	1.0	1.0	– 0	1.0

Flag score 1.79 ▼ 0.38

Flag score by vulnerability 2.00 ▼ 0.50

Related Indicators	2023	2021	2021-2023 change	2019
Distant water vessels on RFMO RAVs	3.0	4.0	▼ 1.0	3.0
Distant water vessels under several RFMOs	1.0	1.0	– 0	2.0

Flag score by prevalence 1.33 ▼ 0.34

Vessels on IUU lists	2.0	3.0	▼ 1.0	3.0
View of fisheries observers on flag state compliance incidents	1.0	1.0	– 0	1.0
Views of MCS practitioners on flag state compliance incidents	1.0	1.0	– 0	1.0

Flag score by response 2.11 ▼ 0.33

Accepted FAO Compliance Agreement	1.0	1.0	– 0	1.0
Registered vessels with foreign or unknown ownership	5.0	5.0	– 0	1.0
Provision of vessel data for inclusion in Global Record	1.0	1.0	– 0	1.0
Compliance with RFMO flag state obligations	3.0	4.0	▼ 1.0	2.0
Flag State is contracting party or cooperating non-contracting party to all relevant RFMOs	1.0	1.0	– 0	2.0

Indicator “Authorised vessel data provided to FAO HSVAR” used in 2019 has changed to “Registered vessels with foreign or unknown ownership” since 2021.

Port score 2.39 ▼ 0.33

Port score by vulnerability 3.50 – 0

Related Indicators	2023	2021	2021-2023 change	2019
Number of fishing ports	2.0	2.0	– 0	2.0
Port visits by foreign fishing or carrier vessels	5.0	5.0	– 0	5.0

Port score by prevalence 3.50 ▼ 1.00

Views of MCS practitioners on port compliance incidents	4.0	4.0	– 0	1.0
View of fisheries observers on port compliance incidents	1.0	3.0	▼ 2.0	2.0

Port score by response 1.75 – 0

Related Indicators	2023	2021	2019-2021 change	2019
Party to the PSMA	1.0	1.0	– 0	1.0
Designated ports specified for entry by foreign vessels	1.0	1.0	– 0	1.0
Compliance with RFMO port state obligations	3.0	3.0	– 0	3.0

General score 1.57 ▼ 0.06

General score by vulnerability 1.78 – 0

Related Indicators	2023	2021	2019-2021 change	2019
Trade balance for fisheries products	3.0	3.0	– 0	3.0
Share of global imports	1.0	1.0	– 0	1.0
Perception of levels of corruption	2.0	2.0	– 0	3.0
Gross national income per capita	2.0	2.0	– 0	2.0
Volume of catches	1.0	1.0	– 0	1.0

General score by prevalence 1.00 – 0

Carded' under the EU IUU Regulation	1.0	1.0	– 0	1.0
Identified' by NOAA for IUU fishing	1.0	1.0	– 0	1.0
Mentions of IUU fishing in media reports	1.0	1.0	– 0	1.0

General score by response 1.71 ▼ 0.15

Mandatory vessel tracking for commercial seagoing fleet	1.0	1.0	– 0	1.0
Demand for MSC products	5.0	5.0	– 0	5.0
Ratification/accession of UNCLOS Convention	1.0	1.0	– 0	1.0
Ratification/accession of UNFSA	1.0	1.0	– 0	1.0
Mentions in media reports to combatting IUU fishing	2.0	3.0	▼ 1.0	3.0
Have a NPOA-IUU	1.0	1.0	– 0	1.0
Market State is contracting party or cooperating non-contracting party to relevant RFMOs	1.0	1.0	– 0	1.0