

2023 Country profile

Sierra Leone


World ranking
45 of 152 countries ▼ 20

Africa
18 of 38 countries ▼ 9

East Atlantic ranking
12 of 41 countries ▼ 5

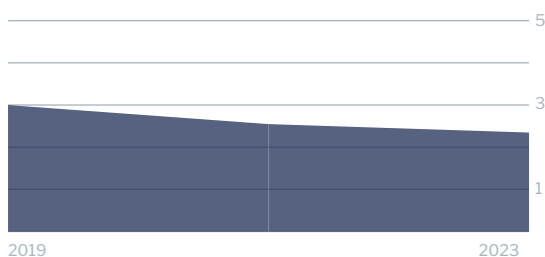
2023
IUU
Score

2.37

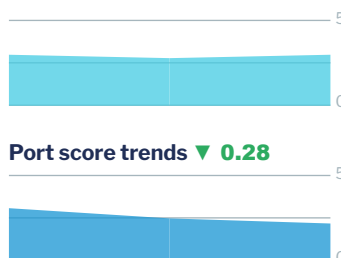


3.00 **1.85** **2.22** **2.47**
Coastal **Flag** **Port** **General**

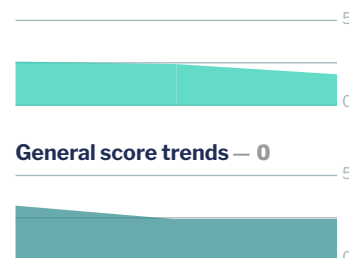
IUU score trends
2021 - 2023 change ▼ 0.16



Coastal score trends ▲ 0.19



Flag score trends ▼ 0.58



Port score trends ▼ 0.28



General score trends — 0



Note: Higher scores, and ranks closer to 1, indicate worse/poor performance. Green or red arrows show change in 2023 compared to 2021.

Coastal score **3.00** ▲ 0.19

Coastal score by vulnerability **4.00** — 0

Related Indicators	2023	2021	2021-2023 change	2019
Size of EEZ	3.0	3.0	— 0	3.0
Agreement over all maritime boundaries	5.0	5.0	— 0	1.0
Dependency on fish for protein	3.0	3.0	— 0	4.0
Authorise foreign vessels to operate in EEZ	5.0	5.0	— 0	5.0

Coastal score by prevalence **3.80** ▲ 0.60

Has MSC-certified fisheries	5.0	5.0	— 0	5.0
Views of MCS practitioners on coastal compliance incidents	3.0	2.0	▲ 1.0	4.0

Coastal score by response **1.00** — 0

Coastal State is contracting party or cooperating non-contracting party to all relevant RFMOs	1.0	1.0	— 0	1.0
Operate a national VMS/FMC centre	1.0	1.0	— 0	1.0

Flag score 1.85 ▼ **0.58**


Flag score by vulnerability 1.00 – 0

Related Indicators	2023	2021	2021-2023 change	2019
Distant water vessels on RFMO RAVs	1.0	1.0	– 0	1.0
Distant water vessels under several RFMOs	not applicable	not applicable		not applicable

Flag score by prevalence 1.67 – 0

Vessels on IUU lists	3.0	3.0	– 0	3.0
View of fisheries observers on flag state compliance incidents	1.0	1.0	– 0	1.0
Views of MCS practitioners on flag state compliance incidents	1.0	1.0	– 0	3.0

Flag score by response 2.38 ▼ **1.29**

Accepted FAO Compliance Agreement	1.0	1.0	– 0	1.0
Registered vessels with foreign or unknown ownership 	not available	5.0		not available
Provision of vessel data for inclusion in Global Record	5.0	5.0	– 0	5.0
Compliance with RFMO flag state obligations	2.0	5.0	▼ 3.0	5.0
Flag State is contracting party or cooperating non-contracting party to all relevant RFMOs	1.0	1.0	– 0	1.0

 Indicator “Authorised vessel data provided to FAO HSVAR” used in 2019 has changed to “Registered vessels with foreign or unknown ownership” since 2021.

Port score 2.22 ▼ **0.28**

Port score by vulnerability 3.50 ▼ **0.50**

Related Indicators	2023	2021	2021-2023 change	2019
Number of fishing ports	2.0	3.0	▼ 1.0	3.0
Port visits by foreign fishing or carrier vessels	5.0	5.0	– 0	5.0

Port score by prevalence 1.50 ▼ **0.50**

Views of MCS practitioners on port compliance incidents	1.0	2.0	▼ 1.0	1.0
View of fisheries observers on port compliance incidents	1.0	1.0	– 0	1.0

Port score by response **2.50** – 0

Related Indicators	2023	2021	2019-2021 change	2019
Party to the PSMA	1.0	1.0	– 0	5.0
Designated ports specified for entry by foreign vessels	5.0	5.0	– 0	5.0
Compliance with RFMO port state obligations	1.0	1.0	– 0	3.0

General score **2.47** – 0

General score by vulnerability **3.00** – 0

Related Indicators	2023	2021	2019-2021 change	2019
Trade balance for fisheries products	2.0	2.0	– 0	4.0
Share of global imports	1.0	1.0	– 0	1.0
Perception of levels of corruption	4.0	4.0	– 0	4.0
Gross national income per capita	5.0	5.0	– 0	5.0
Volume of catches	1.0	1.0	– 0	1.0

General score by prevalence **2.43** – 0

Carded' under the EU IUU Regulation	3.0	3.0	– 0	3.0
Identified' by NOAA for IUU fishing	1.0	1.0	– 0	1.0
Mentions of IUU fishing in media reports	3.0	3.0	– 0	2.0

General score by response **2.14** – 0

Mandatory vessel tracking for commercial seagoing fleet	1.0	1.0	– 0	5.0
Demand for MSC products	5.0	5.0	– 0	5.0
Ratification/accession of UNCLOS Convention	1.0	1.0	– 0	1.0
Ratification/accession of UNFSA	5.0	5.0	– 0	5.0
Mentions in media reports to combatting IUU fishing	3.0	3.0	– 0	3.0
Have a NPOA-IUU	1.0	1.0	– 0	5.0
Market State is contracting party or cooperating non-contracting party to relevant RFMOs	1.0	1.0	– 0	1.0