

2023 Country profile

Sri Lanka


World ranking
77 of 152 countries ▲ 54

Asia
14 of 20 countries ▲ 6

East Indian Ocean ranking
4 of 9 countries ▲ 4

2023
IUU
Score

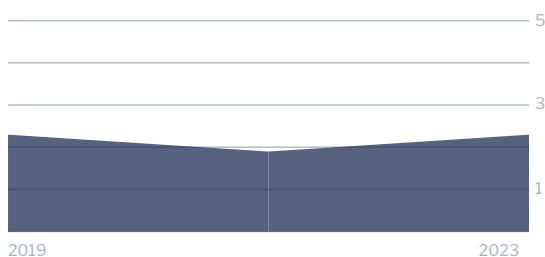
2.28



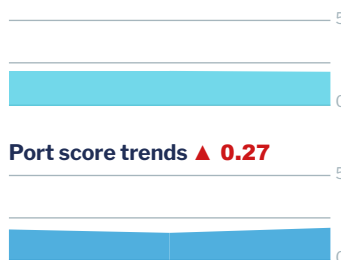
2.00 **2.92** **1.94** **2.13**
Coastal Flag Port General

IUU score trends

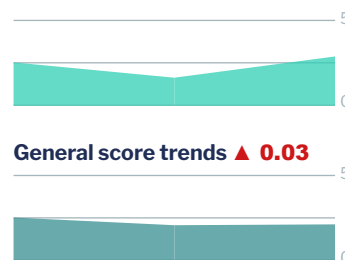
2021 - 2023 change ▲ 0.40



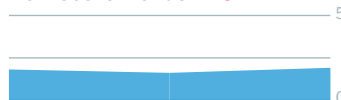
Coastal score trends ▼ 0.06



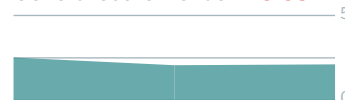
Flag score trends ▲ 1.29



Port score trends ▲ 0.27



General score trends ▲ 0.03



Note: Higher scores, and ranks closer to 1, indicate worse/poor performance. Green or red arrows show change in 2023 compared to 2021.

Coastal score **2.00** ▼ 0.06

Coastal score by vulnerability **2.33** ▼ 0.17

Related Indicators	2023	2021	2021-2023 change	2019
Size of EEZ	4.0	4.0	— 0	4.0
Agreement over all maritime boundaries	1.0	1.0	— 0	1.0
Dependency on fish for protein	3.0	4.0	▼ 1.0	4.0
Authorise foreign vessels to operate in EEZ	1.0	1.0	— 0	1.0

Coastal score by prevalence **2.60** — 0

Has MSC-certified fisheries	5.0	5.0	— 0	5.0
Views of MCS practitioners on coastal compliance incidents	1.0	1.0	— 0	1.0

Coastal score by response **1.00** — 0

Coastal State is contracting party or cooperating non-contracting party to all relevant RFMOs	1.0	1.0	— 0	1.0
Operate a national VMS/FMC centre	1.0	1.0	— 0	1.0

Flag score 2.92 ▲ 1.29


Flag score by vulnerability 3.00 – 0

Related Indicators	2023	2021	2021-2023 change	2019
Distant water vessels on RFMO RAVs	5.0	5.0	– 0	5.0
Distant water vessels under several RFMOs	1.0	1.0	– 0	1.0

Flag score by prevalence 3.00 ▲ 2.00

Vessels on IUU lists	5.0	1.0	▲ 4.0	1.0
View of fisheries observers on flag state compliance incidents	1.0	1.0	– 0	3.0
Views of MCS practitioners on flag state compliance incidents	3.0	1.0	▲ 2.0	2.0

Flag score by response 2.78 ▲ 1.45

Accepted FAO Compliance Agreement	1.0	1.0	– 0	5.0
Registered vessels with foreign or unknown ownership 	5.0	1.0	▲ 4.0	not available
Provision of vessel data for inclusion in Global Record	1.0	1.0	– 0	5.0
Compliance with RFMO flag state obligations	5.0	2.0	▲ 3.0	2.0
Flag State is contracting party or cooperating non-contracting party to all relevant RFMOs	1.0	1.0	– 0	1.0

 Indicator “Authorised vessel data provided to FAO HSVAR” used in 2019 has changed to “Registered vessels with foreign or unknown ownership” since 2021.

Port score 1.94 ▲ 0.27

Port score by vulnerability 4.50 ▲ 0.50

Related Indicators	2023	2021	2021-2023 change	2019
Number of fishing ports	4.0	3.0	▲ 1.0	3.0
Port visits by foreign fishing or carrier vessels	5.0	5.0	– 0	5.0

Port score by prevalence 1.00 ▲ 0.50

Views of MCS practitioners on port compliance incidents	2.0	1.0	▲ 1.0	1.0
View of fisheries observers on port compliance incidents	1.0	1.0	– 0	2.0

Port score by response 1.00 – 0

Related Indicators	2023	2021	2019-2021 change	2019
Party to the PSMA	1.0	1.0	– 0	1.0
Designated ports specified for entry by foreign vessels	1.0	1.0	– 0	1.0
Compliance with RFMO port state obligations	1.0	1.0	– 0	1.0

General score 2.13 ▲ 0.03

General score by vulnerability 2.89 – 0

Related Indicators	2023	2021	2019-2021 change	2019
Trade balance for fisheries products	3.0	1.0	▲ 2.0	1.0
Share of global imports	1.0	1.0	– 0	1.0
Perception of levels of corruption	4.0	4.0	– 0	4.0
Gross national income per capita	4.0	4.0	– 0	4.0
Volume of catches	1.0	2.0	▼ 1.0	2.0

General score by prevalence 1.43 ▲ 0.43

Carded' under the EU IUU Regulation	1.0	1.0	– 0	1.0
Identified' by NOAA for IUU fishing	1.0	1.0	– 0	1.0
Mentions of IUU fishing in media reports	2.0	1.0	▲ 1.0	3.0

General score by response 2.00 ▼ 0.14

Mandatory vessel tracking for commercial seagoing fleet	1.0	1.0	– 0	5.0
Demand for MSC products	5.0	5.0	– 0	5.0
Ratification/accession of UNCLOS Convention	1.0	1.0	– 0	1.0
Ratification/accession of UNFSA	1.0	1.0	– 0	1.0
Mentions in media reports to combatting IUU fishing	4.0	5.0	▼ 1.0	3.0
Have a NPOA-IUU	1.0	1.0	– 0	1.0
Market State is contracting party or cooperating non-contracting party to relevant RFMOs	1.0	1.0	– 0	1.0