



2023 Country profile

# Thailand

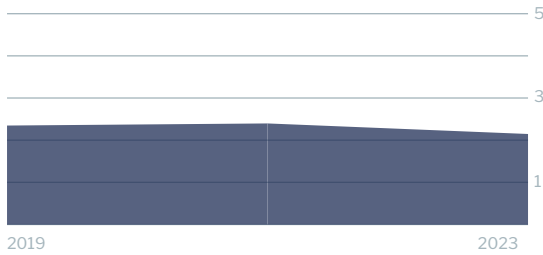
World ranking  
105 of 152 countries ▼ 57

Asia  
19 of 20 countries ▼ 6

East Indian Ocean ranking  
8 of 9 countries ▼ 4

Western Pacific ranking  
23 of 29 countries ▼ 9


IUU score trends  
2021 - 2023 change ▼ 0.25



Note: Higher scores, and ranks closer to 1, indicate worse/poor performance. Green or red arrows show change in 2023 compared to 2021.


2023 IUU Score

2.13

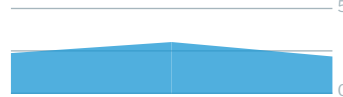


2.06 Coastal  
1.96 Flag  
2.22 Port  
2.23 General


Coastal score trends ▼ 0.38



Port score trends ▼ 0.84



Flag score trends ▼ 0.12



General score trends ▲ 0.06



## Coastal score 2.06 ▼ 0.38

### Coastal score by vulnerability 2.00 - 0

| Related Indicators                          | 2023 | 2021 | 2021-2023 change | 2019 |
|---|------|------|------------------|------|
| Size of EEZ                                 | 3.0  | 3.0  | - 0              | 3.0  |
| Agreement over all maritime boundaries      | 1.0  | 1.0  | - 0              | 1.0  |
| Dependency on fish for protein              | 3.0  | 3.0  | - 0              | 3.0  |
| Authorise foreign vessels to operate in EEZ | 1.0  | 1.0  | - 0              | 1.0  |

### Coastal score by prevalence 3.20 ▼ 1.20

| Related Indicators   | 2023 | 2021 | 2021-2023 change | 2019 |
|--|------|------|------------------|------|
| Has MSC-certified fisheries                                | 5.0  | 5.0  | - 0              | 5.0  |
| Views of MCS practitioners on coastal compliance incidents | 2.0  | 4.0  | ▼ 2.0            | 4.0  |

### Coastal score by response 1.00 - 0

| Related Indicators  | 2023 | 2021 | 2021-2023 change | 2019 |
|---|------|------|------------------|------|
| Coastal State is contracting party or cooperating non-contracting party to all relevant RFMOs | 1.0  | 1.0  | - 0              | 1.0  |
| Operate a national VMS/FMC centre   | 1.0  | 1.0  | - 0              | 1.0  |

**Flag score** 1.96 ▼ 0.12


**Flag score by vulnerability** 2.50 – 0

| Related Indicators                        | 2023 | 2021 | 2021-2023 change | 2019 |
|---|------|------|------------------|------|
| Distant water vessels on RFMO RAVs        | 2.0  | 2.0  | – 0              | 2.0  |
| Distant water vessels under several RFMOs | 3.0  | 3.0  | – 0              | 2.0  |

**Flag score by prevalence** 1.67 ▼ 0.33

|  |     |     |       |     |
|--|-----|-----|-------|-----|
| Vessels on IUU lists   | 2.0 | 1.0 | ▲ 1.0 | 1.0 |
| View of fisheries observers on flag state compliance incidents | 1.0 | 1.0 | – 0   | 2.0 |
| Views of MCS practitioners on flag state compliance incidents  | 2.0 | 4.0 | ▼ 2.0 | 1.0 |

**Flag score by response** 1.89 – 0

|  |     |     |     |               |
|--|-----|-----|-----|---------------|
| Accepted FAO Compliance Agreement  | 5.0 | 5.0 | – 0 | 5.0           |
| Registered vessels with foreign or unknown ownership  | 2.0 | 2.0 | – 0 | not available |
| Provision of vessel data for inclusion in Global Record  | 1.0 | 1.0 | – 0 | 1.0           |
| Compliance with RFMO flag state obligations  | 2.0 | 2.0 | – 0 | 4.0           |
| Flag State is contracting party or cooperating non-contracting party to all relevant RFMOs   | 1.0 | 1.0 | – 0 | 1.0           |

 Indicator “Authorised vessel data provided to FAO HSVAR” used in 2019 has changed to “Registered vessels with foreign or unknown ownership” since 2021.

**Port score** 2.22 ▼ 0.84

**Port score by vulnerability** 5.00 – 0

| Related Indicators                                | 2023 | 2021 | 2021-2023 change | 2019 |
|---|------|------|------------------|------|
| Number of fishing ports                           | 5.0  | 5.0  | – 0              | 5.0  |
| Port visits by foreign fishing or carrier vessels | 5.0  | 5.0  | – 0              | 5.0  |

**Port score by prevalence** 4.50 ▼ 2.50

|  |     |     |       |     |
|--|-----|-----|-------|-----|
| Views of MCS practitioners on port compliance incidents  | 3.0 | 4.0 | ▼ 1.0 | 4.0 |
| View of fisheries observers on port compliance incidents | 1.0 | 5.0 | ▼ 4.0 | 1.0 |

## Port score by response 1.00 – 0

| Related Indicators                                      | 2023 | 2021 | 2019-2021 change | 2019 |
|---|------|------|------------------|------|
| Party to the PSMA                                       | 1.0  | 1.0  | – 0              | 1.0  |
| Designated ports specified for entry by foreign vessels | 1.0  | 1.0  | – 0              | 1.0  |
| Compliance with RFMO port state obligations             | 1.0  | 1.0  | – 0              | 1.0  |

## General score 2.23 ▲ 0.06

### General score by vulnerability 3.11 – 0

| Related Indicators                   | 2023 | 2021 | 2019-2021 change | 2019 |
|--------------------------------------|------|------|------------------|------|
| Trade balance for fisheries products | 1.0  | 1.0  | – 0              | 2.0  |
| Share of global imports              | 3.0  | 3.0  | – 0              | 3.0  |
| Perception of levels of corruption   | 4.0  | 4.0  | – 0              | 4.0  |
| Gross national income per capita     | 3.0  | 3.0  | – 0              | 3.0  |
| Volume of catches                    | 3.0  | 3.0  | – 0              | 3.0  |

### General score by prevalence 1.86 ▲ 0.86

|  |     |     |       |     |
|--|-----|-----|-------|-----|
| Carded' under the EU IUU Regulation      | 1.0 | 1.0 | – 0   | 3.0 |
| Identified' by NOAA for IUU fishing      | 1.0 | 1.0 | – 0   | 1.0 |
| Mentions of IUU fishing in media reports | 3.0 | 1.0 | ▲ 2.0 | 5.0 |

### General score by response 1.86 ▼ 0.28

|  |     |     |       |     |
|--|-----|-----|-------|-----|
| Mandatory vessel tracking for commercial seagoing fleet                                  | 1.0 | 1.0 | – 0   | 1.0 |
| Demand for MSC products  | 4.0 | 5.0 | ▼ 1.0 | 4.0 |
| Ratification/accession of UNCLOS Convention  | 1.0 | 1.0 | – 0   | 1.0 |
| Ratification/accession of UNFSA  | 1.0 | 1.0 | – 0   | 1.0 |
| Mentions in media reports to combatting IUU fishing                                      | 2.0 | 3.0 | ▼ 1.0 | 1.0 |
| Have a NPOA-IUU  | 1.0 | 1.0 | – 0   | 1.0 |
| Market State is contracting party or cooperating non-contracting party to relevant RFMOs | 3.0 | 3.0 | – 0   | 3.0 |