



2023 Country profile

Tunisia


World ranking
37 of 152 countries ▲ 34

Africa
14 of 38 countries ▲ 11

Mediterranean & Black Sea ranking
8 of 26 countries ▲ 4

2023 IUU Score

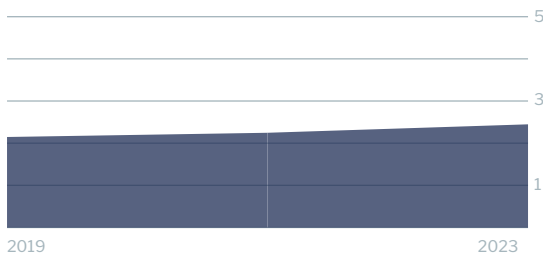
2.43



2.13 Coastal
2.54 Flag
2.89 Port
2.23 General

IUU score trends


2021 - 2023 change ▲ 0.17




Coastal score trends ▲ 0.19



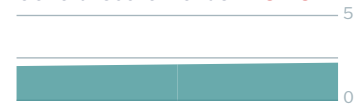
Flag score trends ▼ 0.13



Port score trends ▲ 0.67



General score trends ▲ 0.10



Note: Higher scores, and ranks closer to 1, indicate worse/poor performance. Green or red arrows show change in 2023 compared to 2021.

Coastal score

2.13

▲ 0.19

Coastal score by vulnerability

2.17

– 0

Related Indicators	2023	2021	2021-2023 change	2019
Size of EEZ	2.0	2.0	– 0	2.0
Agreement over all maritime boundaries	5.0*	5.0	– 0	5.0
Dependency on fish for protein	2.0	2.0	– 0	2.0
Authorise foreign vessels to operate in EEZ	1.0	1.0	– 0	1.0

* indicates that scores from the 2021 version of the Index have been used due to 2023 data not being available

Coastal score by prevalence

3.20

▲ 0.60

Related Indicators	2023	2021	2021-2023 change	2019
Has MSC-certified fisheries	5.0	5.0	– 0	5.0
Views of MCS practitioners on coastal compliance incidents	2.0	1.0	▲ 1.0	1.0

Coastal score by response

1.00

– 0

Related Indicators	2023	2021	2021-2023 change	2019
Coastal State is contracting party or cooperating non-contracting party to all relevant RFMOs	1.0	1.0	– 0	1.0
Operate a national VMS/FMC centre	1.0*	1.0	– 0	1.0

* indicates that scores from the 2021 version of the Index have been used due to 2023 data not being available



Flag score 2.54 ▼ 0.13

Flag score by vulnerability 3.50 – 0

Related Indicators	2023	2021	2021-2023 change	2019
Distant water vessels on RFMO RAVs	5.0	5.0	– 0	5.0
Distant water vessels under several RFMOs	2.0	2.0	– 0	2.0

Flag score by prevalence 1.00 – 0

Vessels on IUU lists	1.0	1.0	– 0	1.0
View of fisheries observers on flag state compliance incidents	1.0	1.0	– 0	1.0
Views of MCS practitioners on flag state compliance incidents	1.0	1.0	– 0	1.0

Flag score by response 3.44 ▼ 0.34

Accepted FAO Compliance Agreement	5.0	5.0	– 0	5.0
Registered vessels with foreign or unknown ownership	2.0	2.0	– 0	not available
Provision of vessel data for inclusion in Global Record	5.0	5.0	– 0	5.0
Compliance with RFMO flag state obligations	4.0	5.0	▼ 1.0	2.0
Flag State is contracting party or cooperating non-contracting party to all relevant RFMOs	1.0	1.0	– 0	1.0

Indicator “Authorised vessel data provided to FAO HSVAR” used in 2019 has changed to “Registered vessels with foreign or unknown ownership” since 2021.

Port score 2.89 ▲ 0.67

Port score by vulnerability 4.50 – 0

Related Indicators	2023	2021	2021-2023 change	2019
Number of fishing ports	4.0	4.0	– 0	4.0
Port visits by foreign fishing or carrier vessels	5.0*	5.0	– 0	5.0

Port score by prevalence 1.00 – 0

Views of MCS practitioners on port compliance incidents	1.0	1.0	– 0	1.0
View of fisheries observers on port compliance incidents	1.0	1.0	– 0	1.0

* Indicates that scores from the 2021 version of the Index have been used due to 2023 data not being available

Port score by response 3.50 ▲ 1.50

Related Indicators	2023	2021	2019-2021 change	2019
Party to the PSMA	5.0	5.0	– 0	5.0
Designated ports specified for entry by foreign vessels	5.0	1.0	▲ 4.0	1.0
Compliance with RFMO port state obligations	1.0	1.0	– 0	1.0

General score 2.23 ▲ 0.10

General score by vulnerability 2.78 ▲ 0.22

Related Indicators	2023	2021	2019-2021 change	2019
Trade balance for fisheries products	2.0	3.0	▼ 1.0	2.0
Share of global imports	1.0	1.0	– 0	1.0
Perception of levels of corruption	4.0	3.0	▲ 1.0	3.0
Gross national income per capita	4.0	4.0	– 0	4.0
Volume of catches	1.0	1.0	– 0	1.0

General score by prevalence 1.43 ▲ 0.43

Carded' under the EU IUU Regulation	1.0	1.0	– 0	1.0
Identified' by NOAA for IUU fishing	1.0	1.0	– 0	1.0
Mentions of IUU fishing in media reports	2.0	1.0	▲ 1.0	1.0

General score by response 2.29 ▼ 0.14

Mandatory vessel tracking for commercial seagoing fleet	1.0 [*]	1.0	– 0	1.0
Demand for MSC products	5.0	5.0	– 0	5.0
Ratification/accession of UNCLOS Convention	1.0	1.0	– 0	1.0
Ratification/accession of UNFSA	5.0	5.0	– 0	5.0
Mentions in media reports to combatting IUU fishing	4.0	5.0	▼ 1.0	4.0
Have a NPOA-IUU	1.0 [*]	1.0	– 0	1.0
Market State is contracting party or cooperating non-contracting party to relevant RFMOs	1.0	1.0	– 0	1.0

^{*} indicates that scores from the 2021 version of the Index have been used due to 2023 data not being available