



2023 Country profile

Uruguay


World ranking
90 of 152 countries ▲ 36

South America
7 of 10 countries ▲ 2

West Atlantic ranking
19 of 29 countries ▲ 8

2023 IUU Score

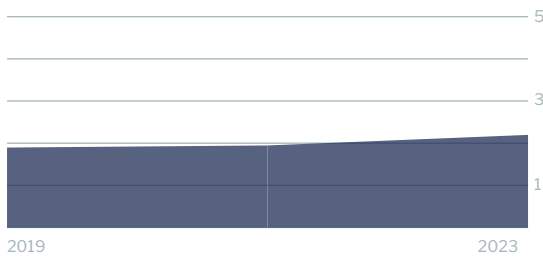
2.18



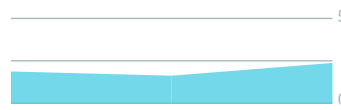
2.38 Coastal
1.24 Flag
3.00 Port
2.23 General

IUU score trends

2021 - 2023 change ▲ 0.25




Coastal score trends ▲ 0.75




Port score trends ▼ 0.33



Flag score trends ▲ 0.14



General score trends ▲ 0.40



Note: Higher scores, and ranks closer to 1, indicate worse/poor performance. Green or red arrows show change in 2023 compared to 2021.

Coastal score

2.38

▲ 0.75

Coastal score by vulnerability

2.67

▲ 1.34

Related Indicators	2023	2021	2021-2023 change	2019
Size of EEZ	2.0	2.0	— 0	2.0
Agreement over all maritime boundaries	1.0	1.0	— 0	1.0
Dependency on fish for protein	1.0	1.0	— 0	1.0
Authorise foreign vessels to operate in EEZ	5.0	1.0	▲ 4.0	not available

Coastal score by prevalence

2.60

— 0

Has MSC-certified fisheries	5.0	5.0	— 0	5.0
Views of MCS practitioners on coastal compliance incidents	1.0	1.0	— 0	1.0

Coastal score by response

1.80

▲ 0.80

Coastal State is contracting party or cooperating non-contracting party to all relevant RFMOs	3.0	1.0	▲ 2.0	1.0
Operate a national VMS/FMC centre	1.0	1.0	— 0	not available

Flag score 1.24 ▲ 0.14


Flag score by vulnerability 1.00 – 0

Related Indicators	2023	2021	2021-2023 change	2019
Distant water vessels on RFMO RAVs	1.0	1.0	– 0	1.0
Distant water vessels under several RFMOs	not applicable	not applicable		1.0

Flag score by prevalence 1.00 – 0

Vessels on IUU lists	1.0	1.0	– 0	1.0
View of fisheries observers on flag state compliance incidents	1.0	1.0	– 0	1.0
Views of MCS practitioners on flag state compliance incidents	1.0	1.0	– 0	1.0

Flag score by response 1.56 ▲ 0.34

Accepted FAO Compliance Agreement	1.0	1.0	– 0	1.0
Registered vessels with foreign or unknown ownership 	3.0	3.0	– 0	5.0
Provision of vessel data for inclusion in Global Record	1.0	1.0	– 0	1.0
Compliance with RFMO flag state obligations	2.0	1.0	▲ 1.0	3.0
Flag State is contracting party or cooperating non-contracting party to all relevant RFMOs	1.0	1.0	– 0	1.0

 Indicator “Authorised vessel data provided to FAO HSVAR” used in 2019 has changed to “Registered vessels with foreign or unknown ownership” since 2021.

Port score 3.00 ▼ 0.33

Port score by vulnerability 4.00 – 0

Related Indicators	2023	2021	2021-2023 change	2019
Number of fishing ports	3.0	3.0	– 0	3.0
Port visits by foreign fishing or carrier vessels	5.0	5.0	– 0	5.0

Port score by prevalence 4.50 ▼ 1.00

Views of MCS practitioners on port compliance incidents	4.0	5.0	▼ 1.0	3.0
View of fisheries observers on port compliance incidents	3.0	4.0	▼ 1.0	3.0

Port score by response 2.13 – 0

Related Indicators	2023	2021	2019-2021 change	2019
Party to the PSMA	1.0	1.0	– 0	1.0
Designated ports specified for entry by foreign vessels	1.0	1.0	– 0	not applicable
Compliance with RFMO port state obligations	4.0	4.0	– 0	1.0

General score 2.23 ▲ 0.40

General score by vulnerability 2.00 – 0

Related Indicators	2023	2021	2019-2021 change	2019
Trade balance for fisheries products	5.0	5.0	– 0	2.0
Share of global imports	1.0	1.0	– 0	1.0
Perception of levels of corruption	2.0	2.0	– 0	2.0
Gross national income per capita	2.0	2.0	– 0	2.0
Volume of catches	1.0	1.0	– 0	1.0

General score by prevalence 1.00 – 0

Carded' under the EU IUU Regulation	1.0	1.0	– 0	1.0
Identified' by NOAA for IUU fishing	1.0	1.0	– 0	1.0
Mentions of IUU fishing in media reports	1.0	1.0	– 0	1.0

General score by response 3.00 ▲ 0.86

Mandatory vessel tracking for commercial seagoing fleet	1.0	1.0	– 0	not available
Demand for MSC products	5.0	5.0	– 0	5.0
Ratification/accession of UNCLOS Convention	1.0	1.0	– 0	1.0
Ratification/accession of UNFSA	1.0	1.0	– 0	1.0
Mentions in media reports to combatting IUU fishing	5.0	5.0	– 0	5.0
Have a NPOA-IUU	5.0	1.0	▲ 4.0	not available
Market State is contracting party or cooperating non-contracting party to relevant RFMOs	1.0	1.0	– 0	1.0